KONTIOLAHTI-JOENSUU

9. - 15. MARCH 2020

FINAL RESULTS

MEN 10 KM SPRINT

BIATHLON STADIUM
THU 12 MAR 2020

START TIME: 16:30
END TIME: 17:48

Rank	Bib	Name	Nat	P	S	T	Result	Behind	WC	NC
1	26	BOE Johannes Thingnes	NOR	0	0	0	22:27.8	0.0	60	160
2	49	FOURCADE Martin	FRA	0	0	0	22:48.9	+21.1	54	154
3	41	JACQUELIN Emilien	FRA	0	0	0	22:50.1	+22.3	48	148
4	15	CHRISTIANSEN Vetle Sjaastad	NOR	0	0	0	22:58.4	+30.6	43	143
5	29	BOE Tarjei	NOR	0	0	0	23:01.8	+34.0	40	140
6	9	DOLL Benedikt	GER	0	1	1	23:01.9	+34.1	38	138
7	53	FILLON MAILLET Quentin	FRA	0	0	0	23:07.5	+39.7	36	136
8	66	DESTHIEUX Simon	FRA	0	0	0	23:08.6	+40.8	34	
9	46	PEIFFER Arnd	GER	0	0	0	23:16.2	+48.4	32	132
10	31	LAEGREID Sturla Holm	NOR	0	0	0	23:19.7	+51.9	31	
11	74	CLAUDE Fabien	FRA	0	0	0	23:24.0	+56.2	30	
12	43	SAMUELSSON Sebastian	SWE	0	0	0	23:25.5	+57.7	29	129
13	14	LEITNER Felix	AUT	0	0	0	23:25.7	+57.9	28	128
14	37	ELISEEV Matvey	RUS	0	0	0	23:26.5	+58.7	27	127
15	8	GUIGONNAT Antonin	FRA	0	1	1	23:30.2	+1:02.4	26	
16	27	SMOLSKI Anton	BLR	0	0	0	23:31.8	+1:04.0	25	125
17	25	PONSILUOMA Martin	SWE	0	1	1	23:39.1	+1:11.3	24	124
18	10	LOGINOV Alexander	RUS	1	0	1	23:40.7	+1:12.9	23	123
19	19	PIDRUCHNYI Dmytro	UKR	1	0	1	23:41.4	+1:13.6	22	122
20	2	FAK Jakov	SLO	0	1	1	23:44.0	+1:16.2	21	121
21	34	KUEHN Johannes	GER	1	1	2	23:45.3	+1:17.5	20	120
22	3	PRYMA Artem	UKR	0	0	0	23:46.8	+1:19.0	19	119
23	72	NELIN Jesper	SWE	0	0	0	23:51.1	+1:23.3	18	118
24	44	HOFER Lukas	ITA	2	0	2	23:53.1	+1:25.3	17	117
25	11	BJOENTEGAARD Erlend	NOR	1	1	2	23:53.3	+1:25.5	16	
26	16	BORMOLINI Thomas	ITA	0	0	0	23:58.2	+1:30.4	15	115
27	23	BAUER Klemen	SLO	0	2	2	23:59.6	+1:31.8	14	114
28	70	PUCHIANU Cornel	ROU	0	0	0	24:00.8	+1:33.0	13	113
29	20	CLAUDE Florent	BEL	0	0	0	24:00.9	+1:33.1	12	112
30	42	KRCMAR Michal	CZE	0	0	0	24:02.0	+1:34.2	11	111
31	47	GARANICHEV Evgeniy	RUS	0	1	1	24:04.5	+1:36.7	10	110
32	12	STROLIA Vytautas	LTU	1	0	1	24:08.9	+1:41.1	9	109
33	52	MORAVEC Ondrej	CZE	0	0	0	24:09.8	+1:42.0	8	108
34	76	BOCHARNIKOV Sergey	BLR	0	0	0	24:10.0	+1:42.2	7	107
35	83	ERMITS Kalev	EST	0	0	0	24:10.9	+1:43.1	6	106
36	21	LATYPOV Eduard	RUS	1	1	2	24:12.8	+1:45.0	5	
37	48	FINELLO Jeremy	SUI	0	1	1	24:13.6	+1:45.8	4	104
38	1	RASTORGUJEVS Andrejs	LAT	2	1	3	24:15.7	+1:47.9	3	103
39	5	YALIOTNAU Raman	BLR	0	2	2	24:16.5	+1:48.7	2	102
40	40	WINDISCH Dominik	ITA	2	0	2	24:19.7	+1:51.9	1	101
41	13	LAPSHIN Timofei	KOR	1	1	2	24:20.7	+1:52.9		100
42	93	KHALILI Said Karimulla	RUS	0	1	1	24:22.3	+1:54.5		
43	35	SEPPALA Tero	FIN	0	2	2	24:23.9	+1:56.1		98
44	62	DOVZAN Miha	SLO	0	0	0	24:24.8	+1:57.0		97
45	28	SCHEMPP Simon	GER	0	2	2	24:29.1	+2:01.3		
46	57	FRATZSCHER Lucas	GER	0	1	1	24:32.9	+2:05.1		

siwidata
PLARAS
www.biathlonworld.com
EURO)VISION
infront
VIESSMANN
DKB Das kann Bank
HÖRMANN
ERDINGER ALKOHOLFREI
BAUHAUS
POLAR

FINAL RESULTS

MEN 10 KM SPRINT

BIATHLON STADIUM
THU 12 MAR 2020

START TIME: 16:30
END TIME: 17:48

Rank	Bib	Name	Nat	P	S	T	Result	Behind	WC	NC
47	59	KOMATZ David	AUT	1	0	1	24:34.9	+2:07.1		94
48	33	TRSAN Rok	SLO	0	0	0	24:37.4	+2:09.6		
48	104	BIONAZ Didier	ITA	0	0	0	24:37.4	+2:09.6		
50	69	ZAHKNA Rene	EST	0	0	0	24:37.9	+2:10.1		91
51	38	GUZIK Grzegorz	POL	1	0	1	24:38.1	+2:10.3		90
52	17	VACLAVIK Adam	CZE	1	1	2	24:38.8	+2:11.0		89
53	24	ILIEV Vladimir	BUL	1	2	3	24:40.8	+2:13.0		88
54	100	JAEGER Martin	SUI	0	2	2	24:43.8	+2:16.0		87
55	22	HORN Philipp	GER	4	0	4	24:47.3	+2:19.5		
56	45	LANGER Thierry	BEL	1	1	2	24:48.3	+2:20.5		85
57	32	ANEV Krasimir	BUL	1	0	1	24:49.2	+2:21.4		84
58	61	TKALENKO Ruslan	UKR	1	1	2	24:50.8	+2:23.0		83
59	71	GIACOMEL Tommaso	ITA	1	1	2	24:51.2	+2:23.4		
60	50	CHENG Fangming	CHN	1	0	1	24:53.0	+2:25.2		81
61	68	KAUKENAS Tomas	LTU	1	0	1	24:53.6	+2:25.8		80
62	58	PORSHNEV Nikita	RUS	2	0	2	24:53.9	+2:26.1		
63	67	BARTKO Simon	SVK	1	1	2	24:56.8	+2:29.0		78
64	97	RAENKEL Raido	EST	1	0	1	24:58.3	+2:30.5		77
65	103	GERDZHIKOV Dimitar	BUL	2	0	2	25:07.2	+2:39.4		76
66	75	TACHIZAKI Mikito	JPN	1	0	1	25:09.0	+2:41.2		75
67	81	PATRIJUKS Aleksandrs	LAT	0	1	1	25:11.5	+2:43.7		74
68	84	CRNKOVIC Kresimir	CRO	1	1	2	25:11.6	+2:43.8		73
69	39	DOMBROVSKI Karol	LTU	1	2	3	25:12.8	+2:45.0		72
70	36	LANDERTINGER Dominik	AUT	2	2	4	25:16.5	+2:48.7		71
71	18	GOW Scott	CAN	1	3	4	25:21.3	+2:53.5		70
72	95	DUDCHENKO Anton	UKR	0	1	1	25:23.0	+2:55.2		
73	94	BUTA George	ROU	0	1	1	25:26.6	+2:58.8		68
74	92	FEMLING Peppe	SWE	2	1	3	25:26.9	+2:59.1		
75	96	KRUPCIK Tomas	CZE	1	2	3	25:27.5	+2:59.7		
76	51	WIESTNER Serafin	SUI	0	3	3	25:28.1	+3:00.3		65
77	60	TAMBORNINO Eligius	SUI	1	2	3	25:30.5	+3:02.7		
78	102	RANTA Jaakko	FIN	0	1	1	25:30.8	+3:03.0		63
79	63	YAN Xingyuan	CHN	1	1	2	25:32.4	+3:04.6		62
80	78	SZCZUREK Lukasz	POL	0	2	2	25:34.5	+3:06.7		61
81	55	SEMENOV Sergii	UKR	2	2	4	25:35.2	+3:07.4		
82	88	NEDZA-KUBINIEC Andrzej	POL	1	1	2	25:38.2	+3:10.4		57
83	54	BURNOTTE Jules	CAN	2	1	3	25:39.1	+3:11.3		55
84	56	SIMA Michal	SVK	0	3	3	25:39.2	+3:11.4		53
85	98	VARABEI Maksim	BLR	2	2	4	25:40.0	+3:12.2		
86	6	DALE Johannes	NOR	1	4	5	25:41.3	+3:13.5		
87	73	OZAKI Kosuke	JPN	1	1	2	25:41.9	+3:14.1		47
88	82	MUKHIN Alexandr	KAZ	1	2	3	25:47.1	+3:19.3		45
89	7	DOLDER Mario	SUI	2	2	4	25:48.9	+3:21.1		
90	77	STVRTECKY Jakub	CZE	1	2	3	25:49.6	+3:21.8		
91	90	SLOTINS Roberts	LAT	0	2	2	25:53.6	+3:25.8		39
92	65	ANGELIS Apostolos	GRE	1	3	4	25:58.8	+3:31.0		37

siwidata
PLARAS
EURO)VISION
infront
VIESMANN
DKB Das kann Bank
HÖRMANN
ERDINGER ALKOHOLFREI
BAUHAUS
IFS
POLAR

FINAL RESULTS

MEN 10 KM SPRINT

BIATHLON STADIUM
THU 12 MAR 2020

START TIME: 16:30
END TIME: 17:48

Rank	Bib	Name	Nat	P	S	T	Result	Behind	WC	NC
93	85	HIIDENSALO Olli	FIN	0	3	3	26:12.7	+3:44.9		35
94	79	SINAPOV Anton	BUL	0	4	4	26:33.2	+4:05.4		
95	89	JAKOB Patrick	AUT	3	0	3	26:51.1	+4:23.3		
96	87	RASTIC Damir	SRB	1	3	4	26:54.0	+4:26.2		29
97	99	BALOGA Matej	SVK	1	2	3	26:57.1	+4:29.3		27
98	91	BAISHO Kazuki	JPN	1	4	5	27:28.7	+5:00.9		25
99	80	SIRIK Sergey	KAZ	2	3	5	27:42.2	+5:14.4		23

Did not start

4	DOHERTY Sean	USA
30	NORDGREN Leif	USA
64	BROWN Jake	USA
86	GOW Christian	CAN

Jury Decisions

Disqualified

101	BELETSKIY Danil	KAZ	IBU ECR 11.3.4.h

LEGEND

ECR	Event & Competition Rules	**Nat**	Nation	**NC**	Nations Cup	**P**	Prone
S	Standing	**T**	Total penalties	**WC**	World Cup		

siwidata
PLARAS
www.biathlonworld.com
EURO(O)VISION
infront
BMW
VIESSMANN
DKB Das kann Bank
HÖRMANN
ERDINGER ALKOHOLFREI
BAUHAUS
IFS
POLAR

COMPETITION ANALYSIS

MEN 10 KM SPRINT

BIATHLON STADIUM
THU 12 MAR 2020

START TIME: 16:30
END TIME: 17:48

Rank	Bib	Name	Nat	T	Loop 1				Loop 2				Loop 3				Result	Behind	Rank
					Time	Behind	Rank		Time	Behind	Rank		Time	Behind	Rank				
1	**26**	**BOE Johannes Thingnes**	**NOR**	**0**													**22:27.8**	**0.0**	**1**
Cumulative Time					7:36.4	0.0	1		15:30.0	0.0	1						22:27.8	0.0	1
Loop Time					7:36.4	0.0	1		7:53.6	0.0	1		6:57.8	+4.0	4				
Shooting				0	37.6	+14.2	92	0	28.7	+9.8	=68					0	1:06.3	+21.6	=86
Range Time					57.5	+12.5	90		47.3	+5.7	=46						1:44.8	+15.8	74
Course Time					6:30.1	0.0	1		6:58.0	0.0	1		6:57.8	+4.0	4		20:25.9	0.0	1
Penalty Time					8.8				8.3								17.1		
2	**49**	**FOURCADE Martin**	**FRA**	**0**													**22:48.9**	**+21.1**	**2**
Cumulative Time					7:50.3	+13.9	11		15:53.4	+23.4	4						22:48.9	+21.1	2
Loop Time					7:50.3	+13.9	11		8:03.1	+9.5	2		6:55.5	+1.7	2				
Shooting				0	31.9	+8.5	69	0	26.5	+7.6	43					0	58.4	+13.7	54
Range Time					51.2	+6.2	=47		47.2	+5.6	=43						1:38.4	+9.4	41
Course Time					6:49.6	+19.5	=8		7:08.4	+10.4	3		6:55.5	+1.7	2		20:53.5	+27.6	2
Penalty Time					9.5				7.5								17.0		
3	**41**	**JACQUELIN Emilien**	**FRA**	**0**													**22:50.1**	**+22.3**	**3**
Cumulative Time					7:38.2	+1.8	2		15:45.4	+15.4	2						22:50.1	+22.3	3
Loop Time					7:38.2	+1.8	2		8:07.2	+13.6	4		7:04.7	+10.9	9				
Shooting				0	26.4	+3.0	12	0	22.1	+3.2	=5					0	48.5	+3.8	=6
Range Time					45.9	+0.9	6		43.1	+1.5	6						1:29.0	0.0	1
Course Time					6:43.3	+13.2	2		7:16.7	+18.7	10		7:04.7	+10.9	9		21:04.7	+38.8	5
Penalty Time					9.0				7.4								16.4		
4	**15**	**CHRISTIANSEN Vetle Sjaastad**	**NOR**	**0**													**22:58.4**	**+30.6**	**4**
Cumulative Time					7:44.0	+7.6	4		15:51.7	+21.7	3						22:58.4	+30.6	4
Loop Time					7:44.0	+7.6	4		8:07.7	+14.1	5		7:06.7	+12.9	12				
Shooting				0	26.9	+3.5	=16	0	31.6	+12.7	=85					0	58.5	+13.8	55
Range Time					48.3	+3.3	16		52.5	+10.9	=80						1:40.8	+11.8	=57
Course Time					6:47.0	+16.9	=3		7:07.6	+9.6	2		7:06.7	+12.9	12		21:01.3	+35.4	4
Penalty Time					8.7				7.6								16.3		
5	**29**	**BOE Tarjei**	**NOR**	**0**													**23:01.8**	**+34.0**	**5**
Cumulative Time					7:47.3	+10.9	=6		15:57.4	+27.4	5						23:01.8	+34.0	5
Loop Time					7:47.3	+10.9	=6		8:10.1	+16.5	7		7:04.4	+10.6	8				
Shooting				0	31.1	+7.7	=61	0	27.6	+8.7	56					0	58.7	+14.0	=56
Range Time					51.0	+6.0	43		47.2	+5.6	=43						1:38.2	+9.2	=39
Course Time					6:47.0	+16.9	=3		7:15.2	+17.2	7		7:04.4	+10.6	8		21:06.6	+40.7	6
Penalty Time					9.3				7.7								17.0		
6	**9**	**DOLL Benedikt**	**GER**	**1**													**23:01.9**	**+34.1**	**6**
Cumulative Time					7:41.7	+5.3	3		16:04.2	+34.2	9						23:01.9	+34.1	6
Loop Time					7:41.7	+5.3	3		8:22.5	+28.9	20		6:57.7	+3.9	3				
Shooting				0	24.5	+1.1	4	1	24.7	+5.8	=23					1	49.2	+4.5	9
Range Time					45.7	+0.7	4		43.4	+1.8	7						1:29.1	+0.1	2
Course Time					6:47.2	+17.1	5		7:10.8	+12.8	5		6:57.7	+3.9	3		20:55.7	+29.8	3
Penalty Time					8.8				28.3								37.1		

siwidata
PLARAS
EURIOVISION
infront
VIESMANN
DKB Das kann Bank
HÖRMANN
ERDINGER ALKOHOLFREI
BAUHAUS
POLAR

Rank	Bib	Name	Nat	T		Loop 1				Loop 2				Loop 3			Result	Behind	Rank
						Time	Behind	Rank		Time	Behind	Rank		Time	Behind	Rank			
7	**53**	**FILLON MAILLET Quentin**	**FRA**	**0**													**23:07.5**	**+39.7**	**7**
Cumulative Time						7:50.1	+13.7	10		15:59.9	+29.9	6					23:07.5	+39.7	7
Loop Time						7:50.1	+13.7	10		8:09.8	+16.2	6		7:07.6	+13.8	14			
Shooting				0		29.7	+6.3	=44	0	25.4	+6.5	=31				0	55.1	+10.4	=32
Range Time						48.5	+3.5	18		46.2	+4.6	=26					1:34.7	+5.7	19
Course Time						6:52.5	+22.4	19		7:15.9	+17.9	8		7:07.6	+13.8	14	21:16.0	+50.1	11
Penalty Time						9.1				7.7							16.8		
8	**66**	**DESTHIEUX Simon**	**FRA**	**0**													**23:08.6**	**+40.8**	**8**
Cumulative Time						7:51.6	+15.2	12		16:03.8	+33.8	8					23:08.6	+40.8	8
Loop Time						7:51.6	+15.2	12		8:12.2	+18.6	10		7:04.8	+11.0	10			
Shooting				0		30.9	+7.5	59	0	24.5	+5.6	21				0	55.4	+10.7	=35
Range Time						50.0	+5.0	=34		43.6	+2.0	=8					1:33.6	+4.6	16
Course Time						6:52.3	+22.2	18		7:21.6	+23.6	21		7:04.8	+11.0	10	21:18.7	+52.8	13
Penalty Time						9.3				7.0							16.3		
9	**46**	**PEIFFER Arnd**	**GER**	**0**													**23:16.2**	**+48.4**	**9**
Cumulative Time						7:54.7	+18.3	16		16:09.3	+39.3	11					23:16.2	+48.4	9
Loop Time						7:54.7	+18.3	16		8:14.6	+21.0	=12		7:06.9	+13.1	13			
Shooting				0		30.4	+7.0	=52	0	26.2	+7.3	=39				0	56.6	+11.9	=44
Range Time						50.6	+5.6	41		46.8	+5.2	=36					1:37.4	+8.4	33
Course Time						6:55.5	+25.4	24		7:20.1	+22.1	14		7:06.9	+13.1	13	21:22.5	+56.6	15
Penalty Time						8.6				7.7							16.3		
10	**31**	**LAEGREID Sturla Holm**	**NOR**	**0**													**23:19.7**	**+51.9**	**10**
Cumulative Time						7:45.6	+9.2	5		16:01.0	+31.0	7					23:19.7	+51.9	10
Loop Time						7:45.6	+9.2	5		8:15.4	+21.8	15		7:18.7	+24.9	=29			
Shooting				0		28.6	+5.2	=31	0	26.1	+7.2	38				0	54.7	+10.0	30
Range Time						48.7	+3.7	=19		46.2	+4.6	=26					1:34.9	+5.9	=20
Course Time						6:47.8	+17.7	7		7:21.2	+23.2	20		7:18.7	+24.9	=29	21:27.7	+1:01.8	18
Penalty Time						9.1				8.0							17.1		
11	**74**	**CLAUDE Fabien**	**FRA**	**0**													**23:24.0**	**+56.2**	**11**
Cumulative Time						7:47.3	+10.9	=6		16:04.5	+34.5	10					23:24.0	+56.2	11
Loop Time						7:47.3	+10.9	=6		8:17.2	+23.6	16		7:19.5	+25.7	32			
Shooting				0		28.3	+4.9	28	0	24.4	+5.5	20				0	52.7	+8.0	23
Range Time						48.0	+3.0	14		44.9	+3.3	16					1:32.9	+3.9	14
Course Time						6:50.9	+20.8	=11		7:25.2	+27.2	29		7:19.5	+25.7	32	21:35.6	+1:09.7	26
Penalty Time						8.4				7.1							15.5		
12	**43**	**SAMUELSSON Sebastian**	**SWE**	**0**													**23:25.5**	**+57.7**	**12**
Cumulative Time						7:55.9	+19.5	17		16:13.3	+43.3	13					23:25.5	+57.7	12
Loop Time						7:55.9	+19.5	17		8:17.4	+23.8	17		7:12.2	+18.4	22			
Shooting				0		27.0	+3.6	18	0	25.4	+6.5	=31				0	52.4	+7.7	=19
Range Time						49.4	+4.4	29		46.4	+4.8	30					1:35.8	+6.8	28
Course Time						6:58.9	+28.8	33		7:23.3	+25.3	24		7:12.2	+18.4	22	21:34.4	+1:08.5	25
Penalty Time						7.6				7.7							15.3		
13	**14**	**LEITNER Felix**	**AUT**	**0**													**23:25.7**	**+57.9**	**13**
Cumulative Time						8:02.6	+26.2	28		16:17.8	+47.8	15					23:25.7	+57.9	13
Loop Time						8:02.6	+26.2	28		8:15.2	+21.6	14		7:07.9	+14.1	15			
Shooting				0		32.3	+8.9	74	0	28.3	+9.4	64				0	1:00.6	+15.9	=64
Range Time						54.1	+9.1	=76		50.1	+8.5	=70					1:44.2	+15.2	=71
Course Time						6:59.4	+29.3	36		7:17.3	+19.3	11		7:07.9	+14.1	15	21:24.6	+58.7	17
Penalty Time						9.1				7.8							16.9		
14	**37**	**ELISEEV Matvey**	**RUS**	**0**													**23:26.5**	**+58.7**	**14**
Cumulative Time						7:51.9	+15.5	13		16:12.6	+42.6	12					23:26.5	+58.7	14
Loop Time						7:51.9	+15.5	13		8:20.7	+27.1	19		7:13.9	+20.1	24			
Shooting				0		33.6	+10.2	82	0	27.0	+8.1	=50				0	1:00.6	+15.9	=64
Range Time						54.1	+9.1	=76		46.3	+4.7	=28					1:40.4	+11.4	55
Course Time						6:49.6	+19.5	=8		7:26.8	+28.8	32		7:13.9	+20.1	24	21:30.3	+1:04.4	21
Penalty Time						8.2				7.6							15.8		

siwidata
PLARAS
www.biathlonworld.com
EURO)VISION
infront
IFS
POLAR
BMW
VIESMANN
DKB Das kann Bank
HÖRMANN
ERDINGER ALKOHOLFREI
BAUHAUS

Rank	Bib	Name	Nat	T	Loop 1				Loop 2				Loop 3			Result	Behind	Rank
					Time	Behind	Rank		Time	Behind	Rank		Time	Behind	Rank			
15	**8**	**GUIGONNAT Antonin**	**FRA**	**1**												**23:30.2**	**+1:02.4**	**15**
Cumulative Time					7:56.9	+20.5	20		16:36.4	+1:06.4	26					23:30.2	+1:02.4	15
Loop Time					7:56.9	+20.5	20		8:39.5	+45.9	40		6:53.8	0.0	1			
Shooting		0			31.7	+8.3	=66	1	26.4	+7.5	42				1	58.1	+13.4	=50
Range Time					51.9	+6.9	55		46.9	+5.3	40					1:38.8	+9.8	=43
Course Time					6:55.1	+25.0	22		7:24.1	+26.1	=27		6:53.8	0.0	1	21:13.0	+47.1	8
Penalty Time					9.9				28.5							38.4		
16	**27**	**SMOLSKI Anton**	**BLR**	**0**												**23:31.8**	**+1:04.0**	**16**
Cumulative Time					8:03.2	+26.8	=30		16:15.7	+45.7	14					23:31.8	+1:04.0	16
Loop Time					8:03.2	+26.8	=30		8:12.5	+18.9	11		7:16.1	+22.3	27			
Shooting		0			29.0	+5.6	=35	0	23.5	+4.6	10				0	52.5	+7.8	22
Range Time					51.1	+6.1	=44		45.8	+4.2	20					1:36.9	+7.9	31
Course Time					7:04.0	+33.9	=49		7:18.9	+20.9	12		7:16.1	+22.3	27	21:39.0	+1:13.1	30
Penalty Time					8.1				7.8							15.9		
17	**25**	**PONSILUOMA Martin**	**SWE**	**1**												**23:39.1**	**+1:11.3**	**17**
Cumulative Time					7:49.0	+12.6	9		16:20.2	+50.2	16					23:39.1	+1:11.3	17
Loop Time					7:49.0	+12.6	9		8:31.2	+37.6	26		7:18.9	+25.1	31			
Shooting		0			29.8	+6.4	46	1	26.8	+7.9	=47				1	56.6	+11.9	=44
Range Time					50.8	+5.8	42		46.8	+5.2	=36					1:37.6	+8.6	35
Course Time					6:50.3	+20.2	10		7:15.1	+17.1	6		7:18.9	+25.1	31	21:24.3	+58.4	16
Penalty Time					7.9				29.3							37.2		
18	**10**	**LOGINOV Alexander**	**RUS**	**1**												**23:40.7**	**+1:12.9**	**18**
Cumulative Time					8:10.3	+33.9	38		16:24.9	+54.9	17					23:40.7	+1:12.9	18
Loop Time					8:10.3	+33.9	38		8:14.6	+21.0	=12		7:15.8	+22.0	26			
Shooting		1			28.4	+5.0	=29	0	21.6	+2.7	3				1	50.0	+5.3	=11
Range Time					48.4	+3.4	17		42.8	+1.2	4					1:31.2	+2.2	9
Course Time					6:51.6	+21.5	=15		7:23.7	+25.7	25		7:15.8	+22.0	26	21:31.1	+1:05.2	22
Penalty Time					30.3				8.1							38.4		
19	**19**	**PIDRUCHNYI Dmytro**	**UKR**	**1**												**23:41.4**	**+1:13.6**	**19**
Cumulative Time					8:19.3	+42.9	54		16:29.8	+59.8	21					23:41.4	+1:13.6	19
Loop Time					8:19.3	+42.9	54		8:10.5	+16.9	8		7:11.6	+17.8	20			
Shooting		1			26.2	+2.8	11	0	22.3	+3.4	7				1	48.5	+3.8	=6
Range Time					47.9	+2.9	13		42.3	+0.7	3					1:30.2	+1.2	5
Course Time					7:01.4	+31.3	=38		7:20.2	+22.2	15		7:11.6	+17.8	20	21:33.2	+1:07.3	=23
Penalty Time					30.0				8.0							38.0		
20	**2**	**FAK Jakov**	**SLO**	**1**												**23:44.0**	**+1:16.2**	**20**
Cumulative Time					7:48.9	+12.5	8		16:28.5	+58.5	18					23:44.0	+1:16.2	20
Loop Time					7:48.9	+12.5	8		8:39.6	+46.0	41		7:15.5	+21.7	25			
Shooting		0			24.3	+0.9	3	1	25.7	+6.8	=36				1	50.0	+5.3	=11
Range Time					45.0	0.0	1		46.0	+4.4	=21					1:31.0	+2.0	8
Course Time					6:55.3	+25.2	23		7:25.4	+27.4	30		7:15.5	+21.7	25	21:36.2	+1:10.3	27
Penalty Time					8.6				28.2							36.8		
21	**34**	**KUEHN Johannes**	**GER**	**2**												**23:45.3**	**+1:17.5**	**21**
Cumulative Time					8:07.1	+30.7	34		16:41.7	+1:11.7	29					23:45.3	+1:17.5	21
Loop Time					8:07.1	+30.7	34		8:34.6	+41.0	30		7:03.6	+9.8	6			
Shooting		1			28.6	+5.2	=31	1	27.7	+8.8	57				2	56.3	+11.6	42
Range Time					47.7	+2.7	11		47.9	+6.3	=52					1:35.6	+6.6	26
Course Time					6:51.4	+21.3	14		7:20.3	+22.3	=16		7:03.6	+9.8	6	21:15.3	+49.4	10
Penalty Time					28.0				26.4							54.4		
22	**3**	**PRYMA Artem**	**UKR**	**0**												**23:46.8**	**+1:19.0**	**22**
Cumulative Time					8:06.0	+29.6	33		16:29.2	+59.2	20					23:46.8	+1:19.0	22
Loop Time					8:06.0	+29.6	33		8:23.2	+29.6	21		7:17.6	+23.8	28			
Shooting		0			29.9	+6.5	=47	0	24.9	+6.0	25				0	54.8	+10.1	31
Range Time					52.3	+7.3	=60		47.8	+6.2	=50					1:40.1	+11.1	53
Course Time					7:04.9	+34.8	52		7:27.7	+29.7	34		7:17.6	+23.8	28	21:50.2	+1:24.3	35
Penalty Time					8.8				7.7							16.5		

siwidata PLARAS www.biathlonworld.com EURO)VISION infront
BMW VIESMANN DKB Das kann Bank HÖRMANN ERDINGER ALKOHOLFREI BAUHAUS IFS POLAR

Rank	Bib	Name	Nat	T	Loop 1				Loop 2				Loop 3			Result	Behind	Rank
					Time	Behind	Rank		Time	Behind	Rank		Time	Behind	Rank			
23	**72**	**NELIN Jesper**	**SWE**	**0**												**23:51.1**	**+1:23.3**	**23**
Cumulative Time					7:59.4	+23.0	=24		16:30.5	+1:00.5	22					23:51.1	+1:23.3	23
Loop Time					7:59.4	+23.0	=24		8:31.1	+37.5	25		7:20.6	+26.8	34			
Shooting				0	26.9	+3.5	=16	0	28.4	+9.5	65					55.3	+10.6	34
Range Time					49.3	+4.3	=27		49.5	+7.9	62					1:38.8	+9.8	=43
Course Time					7:01.4	+31.3	=38		7:33.7	+35.7	=45		7:20.6	+26.8	34	21:55.7	+1:29.8	40
Penalty Time					8.7				7.9							16.6		
24	**44**	**HOFER Lukas**	**ITA**	**2**												**23:53.1**	**+1:25.3**	**24**
Cumulative Time					8:35.1	+58.7	76		16:46.7	+1:16.7	33					23:53.1	+1:25.3	24
Loop Time					8:35.1	+58.7	76		8:11.6	+18.0	9		7:06.4	+12.6	11			
Shooting				2	36.3	+12.9	=88	0	25.1	+6.2	=26					1:01.4	+16.7	68
Range Time					55.9	+10.9	82		44.4	+2.8	13					1:40.3	+11.3	54
Course Time					6:51.6	+21.5	=15		7:20.3	+22.3	=16		7:06.4	+12.6	11	21:18.3	+52.4	12
Penalty Time					47.6				6.9							54.5		
25	**11**	**BJOENTEGAARD Erlend**	**NOR**	**2**												**23:53.3**	**+1:25.5**	**25**
Cumulative Time					8:16.3	+39.9	52		16:51.9	+1:21.9	36					23:53.3	+1:25.5	25
Loop Time					8:16.3	+39.9	52		8:35.6	+42.0	=33		7:01.4	+7.6	5			
Shooting				1	32.5	+9.1	=75	1	29.3	+10.4	=71					1:01.8	+17.1	=71
Range Time					54.0	+9.0	75		50.0	+8.4	=67					1:44.0	+15.0	=69
Course Time					6:53.4	+23.3	21		7:19.0	+21.0	13		7:01.4	+7.6	5	21:13.8	+47.9	9
Penalty Time					28.9				26.6							55.5		
26	**16**	**BORMOLINI Thomas**	**ITA**	**0**												**23:58.2**	**+1:30.4**	**26**
Cumulative Time					8:11.5	+35.1	42		16:39.5	+1:09.5	28					23:58.2	+1:30.4	26
Loop Time					8:11.5	+35.1	42		8:28.0	+34.4	23		7:18.7	+24.9	=29			
Shooting				0	32.6	+9.2	77	0	28.5	+9.6	66					1:01.1	+16.4	67
Range Time					52.0	+7.0	=56		46.7	+5.1	35					1:38.7	+9.7	42
Course Time					7:11.0	+40.9	73		7:33.7	+35.7	=45		7:18.7	+24.9	=29	22:03.4	+1:37.5	45
Penalty Time					8.5				7.6							16.1		
27	**23**	**BAUER Klemen**	**SLO**	**2**												**23:59.6**	**+1:31.8**	**27**
Cumulative Time					7:56.3	+19.9	18		16:55.7	+1:25.7	39					23:59.6	+1:31.8	27
Loop Time					7:56.3	+19.9	18		8:59.4	+1:05.8	64		7:03.9	+10.1	7			
Shooting				0	26.8	+3.4	=14	2	25.3	+6.4	=28					52.1	+7.4	17
Range Time					46.9	+1.9	10		46.5	+4.9	=31					1:33.4	+4.4	15
Course Time					7:01.0	+30.9	37		7:23.0	+25.0	22		7:03.9	+10.1	7	21:27.9	+1:02.0	19
Penalty Time					8.4				49.9							58.3		
28	**70**	**PUCHIANU Cornel**	**ROU**	**0**												**24:00.8**	**+1:33.0**	**28**
Cumulative Time					7:59.4	+23.0	=24		16:36.3	+1:06.3	=24					24:00.8	+1:33.0	28
Loop Time					7:59.4	+23.0	=24		8:36.9	+43.3	36		7:24.5	+30.7	43			
Shooting				0	28.7	+5.3	=33	0	25.5	+6.6	34					54.2	+9.5	29
Range Time					51.2	+6.2	=47		48.0	+6.4	54					1:39.2	+10.2	=48
Course Time					6:59.2	+29.1	=34		7:41.2	+43.2	70		7:24.5	+30.7	43	22:04.9	+1:39.0	47
Penalty Time					9.0				7.7							16.7		
29	**20**	**CLAUDE Florent**	**BEL**	**0**												**24:00.9**	**+1:33.1**	**29**
Cumulative Time					8:11.1	+34.7	40		16:39.2	+1:09.2	27					24:00.9	+1:33.1	29
Loop Time					8:11.1	+34.7	40		8:28.1	+34.5	24		7:21.7	+27.9	37			
Shooting				0	36.5	+13.1	90	0	27.1	+8.2	53					1:03.6	+18.9	77
Range Time					58.1	+13.1	=91		48.1	+6.5	=55					1:46.2	+17.2	79
Course Time					7:05.0	+34.9	53		7:32.5	+34.5	43		7:21.7	+27.9	37	21:59.2	+1:33.3	41
Penalty Time					8.0				7.5							15.5		
30	**42**	**KRCMAR Michal**	**CZE**	**0**												**24:02.0**	**+1:34.2**	**30**
Cumulative Time					8:03.2	+26.8	=30		16:36.3	+1:06.3	=24					24:02.0	+1:34.2	30
Loop Time					8:03.2	+26.8	=30		8:33.1	+39.5	29		7:25.7	+31.9	46			
Shooting				0	30.5	+7.1	54	0	29.4	+10.5	73					59.9	+15.2	60
Range Time					53.5	+8.5	=70		50.5	+8.9	75					1:44.0	+15.0	=69
Course Time					7:01.7	+31.6	40		7:35.2	+37.2	54		7:25.7	+31.9	46	22:02.6	+1:36.7	43
Penalty Time					8.0				7.4							15.4		

siwidata PLARAS www.biathlonworld.com EURIOVISION infront
BMW VIESMANN DKB Das kann Bank HÖRMANN ERDINGER ALKOHOLFREI BAUHAUS IFS POLAR

Rank	Bib	Name	Nat	T		Loop 1				Loop 2				Loop 3			Result	Behind	Rank
						Time	Behind	Rank		Time	Behind	Rank		Time	Behind	Rank			
31	**47**	**GARANICHEV Evgeniy**	**RUS**	**1**													**24:04.5**	**+1:36.7**	**31**
Cumulative Time						7:56.7	+20.3	19		16:42.0	+1:12.0	30					24:04.5	+1:36.7	31
Loop Time						7:56.7	+20.3	19		8:45.3	+51.7	46		7:22.5	+28.7	39			
Shooting					0	25.2	+1.8	7	1	26.7	+7.8	=44					51.9	+7.2	15
Range Time						45.1	+0.1	2		47.3	+5.7	=46					1:32.4	+3.4	13
Course Time						7:02.0	+31.9	=42		7:27.6	+29.6	33		7:22.5	+28.7	39	21:52.1	+1:26.2	38
Penalty Time						9.6				30.4							40.0		
32	**12**	**STROLIA Vytautas**	**LTU**	**1**													**24:08.9**	**+1:41.1**	**32**
Cumulative Time						8:22.3	+45.9	59		16:55.2	+1:25.2	38					24:08.9	+1:41.1	32
Loop Time						8:22.3	+45.9	59		8:32.9	+39.3	28		7:13.7	+19.9	23			
Shooting					1	29.1	+5.7	=37	0	29.9	+11.0	75					59.0	+14.3	58
Range Time						50.1	+5.1	=36		50.8	+9.2	76					1:40.9	+11.9	60
Course Time						7:02.5	+32.4	45		7:34.1	+36.1	=47		7:13.7	+19.9	23	21:50.3	+1:24.4	36
Penalty Time						29.7				8.0							37.7		
33	**52**	**MORAVEC Ondrej**	**CZE**	**0**													**24:09.8**	**+1:42.0**	**33**
Cumulative Time						7:57.5	+21.1	21		16:33.1	+1:03.1	23					24:09.8	+1:42.0	33
Loop Time						7:57.5	+21.1	21		8:35.6	+42.0	=33		7:36.7	+42.9	67			
Shooting					0	30.4	+7.0	=52	0	27.4	+8.5	54					57.8	+13.1	48
Range Time						51.8	+6.8	54		50.1	+8.5	=70					1:41.9	+12.9	62
Course Time						6:57.0	+26.9	30		7:37.2	+39.2	59		7:36.7	+42.9	67	22:10.9	+1:45.0	52
Penalty Time						8.7				8.3							17.0		
34	**76**	**BOCHARNIKOV Sergey**	**BLR**	**0**													**24:10.0**	**+1:42.2**	**34**
Cumulative Time						8:02.1	+25.7	27		16:28.7	+58.7	19					24:10.0	+1:42.2	34
Loop Time						8:02.1	+25.7	27		8:26.6	+33.0	22		7:41.3	+47.5	76			
Shooting					0	29.3	+5.9	40	0	23.6	+4.7	11					52.9	+8.2	24
Range Time						50.4	+5.4	=39		45.6	+4.0	=18					1:36.0	+7.0	=29
Course Time						7:02.6	+32.5	=46		7:32.4	+34.4	42		7:41.3	+47.5	76	22:16.3	+1:50.4	59
Penalty Time						9.1				8.6							17.7		
35	**83**	**ERMITS Kalev**	**EST**	**0**													**24:10.9**	**+1:43.1**	**35**
Cumulative Time						8:07.3	+30.9	35		16:42.1	+1:12.1	31					24:10.9	+1:43.1	35
Loop Time						8:07.3	+30.9	35		8:34.8	+41.2	31		7:28.8	+35.0	54			
Shooting					0	28.0	+4.6	=24	0	27.5	+8.6	55					55.5	+10.8	=38
Range Time						49.5	+4.5	=30		48.4	+6.8	57					1:37.9	+8.9	=36
Course Time						7:09.4	+39.3	66		7:38.5	+40.5	62		7:28.8	+35.0	54	22:16.7	+1:50.8	60
Penalty Time						8.4				7.9							16.3		
36	**21**	**LATYPOV Eduard**	**RUS**	**2**													**24:12.8**	**+1:45.0**	**36**
Cumulative Time						8:12.2	+35.8	45		16:52.5	+1:22.5	37					24:12.8	+1:45.0	36
Loop Time						8:12.2	+35.8	45		8:40.3	+46.7	43		7:20.3	+26.5	33			
Shooting					1	35.1	+11.7	86	1	28.6	+9.7	67					1:03.7	+19.0	78
Range Time						54.4	+9.4	79		49.8	+8.2	66					1:44.2	+15.2	=71
Course Time						6:47.6	+17.5	6		7:21.0	+23.0	19		7:20.3	+26.5	33	21:28.9	+1:03.0	20
Penalty Time						30.2				29.5							59.7		
37	**48**	**FINELLO Jeremy**	**SUI**	**1**													**24:13.6**	**+1:45.8**	**37**
Cumulative Time						7:58.0	+21.6	22		16:45.8	+1:15.8	32					24:13.6	+1:45.8	37
Loop Time						7:58.0	+21.6	22		8:47.8	+54.2	52		7:27.8	+34.0	=50			
Shooting					0	36.3	+12.9	=88	1	27.0	+8.1	=50					1:03.3	+18.6	76
Range Time						57.3	+12.3	89		48.5	+6.9	58					1:45.8	+16.8	77
Course Time						6:52.6	+22.5	20		7:30.2	+32.2	38		7:27.8	+34.0	=50	21:50.6	+1:24.7	37
Penalty Time						8.1				29.1							37.2		
38	**1**	**RASTORGUJEVS Andrejs**	**LAT**	**3**													**24:15.7**	**+1:47.9**	**38**
Cumulative Time						8:31.6	+55.2	73		17:06.9	+1:36.9	=49					24:15.7	+1:47.9	38
Loop Time						8:31.6	+55.2	73		8:35.3	+41.7	32		7:08.8	+15.0	16			
Shooting					2	32.0	+8.6	=70	1	26.2	+7.3	=39					58.2	+13.5	=52
Range Time						52.6	+7.6	63		46.8	+5.2	=36					1:39.4	+10.4	51
Course Time						6:51.0	+20.9	13		7:20.7	+22.7	18		7:08.8	+15.0	16	21:20.5	+54.6	14
Penalty Time						48.0				27.8							1:15.8		

siwidata PLARAS www.biathlonworld.com EURO)VISION infront
BMW VIESMANN DKB Das kann Bank HÖRMANN ERDINGER ALKOHOLFREI BAUHAUS IFS POLAR

Rank	Bib	Name	Nat	T	Result	Behind	Rank
		Loop 1 Time / Behind / Rank	Loop 2 Time / Behind / Rank	Loop 3 Time / Behind / Rank			
39	**5**	**YALIOTNAU Raman**	**BLR**	**2**	**24:16.5**	**+1:48.7**	**39**
Cumulative Time		7:59.1 +22.7 23	17:05.0 +1:35.0 47		24:16.5	+1:48.7	39
Loop Time		7:59.1 +22.7 23	9:05.9 +1:12.3 69	7:11.5 +17.7 19			
Shooting	0	31.2 +7.8 =63	2 29.2 +10.3 70		2	1:00.4	+15.7 63
Range Time		52.3 +7.3 =60	49.7 +8.1 =64			1:42.0	+13.0 63
Course Time		6:58.6 +28.5 32	7:23.1 +25.1 23	7:11.5 +17.7 19		21:33.2	+1:07.3 =23
Penalty Time		8.2	53.1			1:01.3	
40	**40**	**WINDISCH Dominik**	**ITA**	**2**	**24:19.7**	**+1:51.9**	**40**
Cumulative Time		8:39.6 +1:03.2 81	16:58.1 +1:28.1 42		24:19.7	+1:51.9	40
Loop Time		8:39.6 +1:03.2 81	8:18.5 +24.9 18	7:21.6 +27.8 36			
Shooting	2	32.1 +8.7 73	0 28.0 +9.1 =58		2	1:00.1	+15.4 =61
Range Time		52.0 +7.0 =56	47.2 +5.6 =43			1:39.2	+10.2 =48
Course Time		6:59.2 +29.1 =34	7:24.1 +26.1 =27	7:21.6 +27.8 36		21:44.9	+1:19.0 32
Penalty Time		48.4	7.2			55.6	
41	**13**	**LAPSHIN Timofei**	**KOR**	**2**	**24:20.7**	**+1:52.9**	**41**
Cumulative Time		8:10.9 +34.5 39	16:57.9 +1:27.9 41		24:20.7	+1:52.9	41
Loop Time		8:10.9 +34.5 39	8:47.0 +53.4 =49	7:22.8 +29.0 40			
Shooting	1	23.4 0.0 1	1 23.9 +5.0 =13		2	47.3	+2.6 4
Range Time		45.5 +0.5 3	46.0 +4.4 =21			1:31.5	+2.5 10
Course Time		6:55.9 +25.8 =25	7:31.3 +33.3 39	7:22.8 +29.0 40		21:50.0	+1:24.1 34
Penalty Time		29.5	29.7			59.2	
42	**93**	**KHALILI Said Karimulla**	**RUS**	**1**	**24:22.3**	**+1:54.5**	**42**
Cumulative Time		8:11.4 +35.0 41	17:01.1 +1:31.1 45		24:22.3	+1:54.5	42
Loop Time		8:11.4 +35.0 41	8:49.7 +56.1 56	7:21.2 +27.4 35			
Shooting	0	31.7 +8.3 =66	1 24.0 +5.1 15		1	55.7	+11.0 40
Range Time		53.3 +8.3 69	44.6 +3.0 15			1:37.9	+8.9 =36
Course Time		7:09.2 +39.1 =64	7:35.6 +37.6 56	7:21.2 +27.4 35		22:06.0	+1:40.1 48
Penalty Time		8.9	29.5			38.4	
43	**35**	**SEPPALA Tero**	**FIN**	**2**	**24:23.9**	**+1:56.1**	**43**
Cumulative Time		7:54.5 +18.1 15	17:00.1 +1:30.1 44		24:23.9	+1:56.1	43
Loop Time		7:54.5 +18.1 15	9:05.6 +1:12.0 =67	7:23.8 +30.0 42			
Shooting	0	29.5 +6.1 =42	2 30.0 +11.1 76		2	59.5	+14.8 59
Range Time		50.0 +5.0 =34	52.2 +10.6 79			1:42.2	+13.2 64
Course Time		6:56.3 +26.2 27	7:23.8 +25.8 26	7:23.8 +30.0 42		21:43.9	+1:18.0 31
Penalty Time		8.2	49.6			57.8	
44	**62**	**DOVZAN Miha**	**SLO**	**0**	**24:24.8**	**+1:57.0**	**44**
Cumulative Time		8:08.0 +31.6 36	16:48.4 +1:18.4 34		24:24.8	+1:57.0	44
Loop Time		8:08.0 +31.6 36	8:40.4 +46.8 44	7:36.4 +42.6 66			
Shooting	0	27.3 +3.9 20	0 24.7 +5.8 =23		0	52.0	+7.3 16
Range Time		49.2 +4.2 =25	46.5 +4.9 =31			1:35.7	+6.7 27
Course Time		7:10.1 +40.0 70	7:45.7 +47.7 =80	7:36.4 +42.6 66		22:32.2	+2:06.3 74
Penalty Time		8.7	8.2			16.9	
45	**28**	**SCHEMPP Simon**	**GER**	**2**	**24:29.1**	**+2:01.3**	**45**
Cumulative Time		8:01.3 +24.9 26	17:06.9 +1:36.9 =49		24:29.1	+2:01.3	45
Loop Time		8:01.3 +24.9 26	9:05.6 +1:12.0 =67	7:22.2 +28.4 38			
Shooting	0	29.1 +5.7 =37	2 24.1 +5.2 =16		2	53.2	+8.5 25
Range Time		50.1 +5.1 =36	44.5 +2.9 14			1:34.6	+5.6 18
Course Time		7:02.1 +32.0 44	7:30.0 +32.0 37	7:22.2 +28.4 38		21:54.3	+1:28.4 39
Penalty Time		9.1	51.1			1:00.2	
46	**57**	**FRATZSCHER Lucas**	**GER**	**1**	**24:32.9**	**+2:05.1**	**46**
Cumulative Time		8:03.9 +27.5 32	16:56.1 +1:26.1 40		24:32.9	+2:05.1	46
Loop Time		8:03.9 +27.5 32	8:52.2 +58.6 59	7:36.8 +43.0 68			
Shooting	0	31.0 +7.6 60	1 25.1 +6.2 =26		1	56.1	+11.4 41
Range Time		52.8 +7.8 65	46.3 +4.7 =28			1:39.1	+10.1 =46
Course Time		7:01.9 +31.8 41	7:36.2 +38.2 57	7:36.8 +43.0 68		22:14.9	+1:49.0 56
Penalty Time		9.2	29.7			38.9	

siwidata PLARAS EURO)VISION infront
BMW VIESMANN DKB Das kann Bank HÖRMANN ERDINGER ALKOHOLFREI BAUHAUS IFS POLAR

Rank	Bib	Name	Nat	T	Result	Behind	Rank
47	**59**	**KOMATZ David**	**AUT**	**1**	**24:34.9**	**+2:07.1**	**47**
Cumulative Time		8:30.1 +53.7 70	17:10.0 +1:40.0 52		24:34.9	+2:07.1	47
Loop Time		8:30.1 +53.7 70	8:39.9 +46.3 42	7:24.9 +31.1 45			
Shooting	1	32.0 +8.6 =70	0 30.1 +11.2 77	1	1:02.1	+17.4	73
Range Time		52.9 +7.9 66	50.3 +8.7 =73		1:43.2	+14.2	=65
Course Time		7:08.3 +38.2 =60	7:41.9 +43.9 71	7:24.9 +31.1 45	22:15.1	+1:49.2	=57
Penalty Time		28.9	7.7		36.6		
48	**33**	**TRSAN Rok**	**SLO**	**0**	**24:37.4**	**+2:09.6**	**48**
Cumulative Time		8:15.4 +39.0 50	17:02.4 +1:32.4 46		24:37.4	+2:09.6	48
Loop Time		8:15.4 +39.0 50	8:47.0 +53.4 =49	7:35.0 +41.2 65			
Shooting	0	28.0 +4.6 =24	0 22.1 +3.2 =5	0	50.1	+5.4	13
Range Time		51.3 +6.3 =50	44.0 +2.4 11		1:35.3	+6.3	=24
Course Time		7:15.1 +45.0 84	7:54.1 +56.1 89	7:35.0 +41.2 65	22:44.2	+2:18.3	82
Penalty Time		9.0	8.9		17.9		
48	**104**	**BIONAZ Didier**	**ITA**	**0**	**24:37.4**	**+2:09.6**	**48**
Cumulative Time		8:03.1 +26.7 29	16:50.2 +1:20.2 35		24:37.4	+2:09.6	48
Loop Time		8:03.1 +26.7 29	8:47.1 +53.5 51	7:47.2 +53.4 82			
Shooting	0	31.2 +7.8 =63	0 33.4 +14.5 90	0	1:04.6	+19.9	82
Range Time		52.1 +7.1 59	53.5 +11.9 89		1:45.6	+16.6	76
Course Time		7:02.6 +32.5 =46	7:45.7 +47.7 =80	7:47.2 +53.4 82	22:35.5	+2:09.6	78
Penalty Time		8.4	7.9		16.3		
50	**69**	**ZAHKNA Rene**	**EST**	**0**	**24:37.9**	**+2:10.1**	**50**
Cumulative Time		8:17.9 +41.5 53	16:59.4 +1:29.4 43		24:37.9	+2:10.1	50
Loop Time		8:17.9 +41.5 53	8:41.5 +47.9 45	7:38.5 +44.7 71			
Shooting	0	36.1 +12.7 87	0 30.4 +11.5 79	0	1:06.5	+21.8	89
Range Time		58.1 +13.1 =91	53.4 +11.8 =87		1:51.5	+22.5	91
Course Time		7:11.7 +41.6 76	7:40.0 +42.0 65	7:38.5 +44.7 71	22:30.2	+2:04.3	71
Penalty Time		8.1	8.1		16.2		
51	**38**	**GUZIK Grzegorz**	**POL**	**1**	**24:38.1**	**+2:10.3**	**51**
Cumulative Time		8:28.5 +52.1 67	17:06.4 +1:36.4 48		24:38.1	+2:10.3	51
Loop Time		8:28.5 +52.1 67	8:37.9 +44.3 37	7:31.7 +37.9 =56			
Shooting	1	24.7 +1.3 6	0 23.7 +4.8 12	1	48.4	+3.7	5
Range Time		48.7 +3.7 =19	46.5 +4.9 =31		1:35.2	+6.2	23
Course Time		7:08.9 +38.8 63	7:43.5 +45.5 76	7:31.7 +37.9 =56	22:24.1	+1:58.2	66
Penalty Time		30.9	7.9		38.8		
52	**17**	**VACLAVIK Adam**	**CZE**	**2**	**24:38.8**	**+2:11.0**	**52**
Cumulative Time		8:26.7 +50.3 65	17:15.8 +1:45.8 57		24:38.8	+2:11.0	52
Loop Time		8:26.7 +50.3 65	8:49.1 +55.5 55	7:23.0 +29.2 41			
Shooting	1	29.7 +6.3 =44	1 25.4 +6.5 =31	2	55.1	+10.4	=32
Range Time		50.4 +5.4 =39	45.6 +4.0 =18		1:36.0	+7.0	=29
Course Time		7:06.1 +36.0 55	7:34.6 +36.6 52	7:23.0 +29.2 41	22:03.7	+1:37.8	46
Penalty Time		30.2	28.9		59.1		
53	**24**	**ILIEV Vladimir**	**BUL**	**3**	**24:40.8**	**+2:13.0**	**53**
Cumulative Time		8:20.0 +43.6 55	17:16.2 +1:46.2 58		24:40.8	+2:13.0	53
Loop Time		8:20.0 +43.6 55	8:56.2 +1:02.6 62	7:24.6 +30.8 44			
Shooting	1	32.0 +8.6 =70	2 29.6 +10.7 74	3	1:01.6	+16.9	=69
Range Time		54.3 +9.3 78	50.0 +8.4 =67		1:44.3	+15.3	73
Course Time		6:56.5 +26.4 28	7:16.5 +18.5 9	7:24.6 +30.8 44	21:37.6	+1:11.7	29
Penalty Time		29.2	49.7		1:18.9		
54	**100**	**JAEGER Martin**	**SUI**	**2**	**24:43.8**	**+2:16.0**	**54**
Cumulative Time		7:52.0 +15.6 14	17:11.1 +1:41.1 53		24:43.8	+2:16.0	54
Loop Time		7:52.0 +15.6 14	9:19.1 +1:25.5 82	7:32.7 +38.9 58			
Shooting	0	30.7 +7.3 =55	2 28.0 +9.1 =58	2	58.7	+14.0	=56
Range Time		51.6 +6.6 =52	47.5 +5.9 48		1:39.1	+10.1	=46
Course Time		6:52.0 +21.9 17	7:37.4 +39.4 =60	7:32.7 +38.9 58	22:02.1	+1:36.2	42
Penalty Time		8.4	54.2		1:02.6		

www.biathlonworld.com
siwidata PLARAS EURO)VISION infront
BMW VIESMANN DKB Das kann Bank HÖRMANN ERDINGER ALKOHOLFREI BAUHAUS IFS POLAR

Rank	Bib	Name	Nat	T														
			Loop 1				Loop 2				Loop 3				Result		Behind	Rank
			Time	Behind	Rank		Time	Behind	Rank		Time	Behind	Rank					
55	**22**	**HORN Philipp**											**GER**	**4**	**24:47.3**		**+2:19.5**	**55**
Cumulative Time			9:30.4	+1:54.0	98		17:37.4	+2:07.4	70						24:47.3		+2:19.5	55
Loop Time			9:30.4	+1:54.0	98		8:07.0	+13.4	3		7:09.9	+16.1	17					
Shooting		4	43.6	+20.2	99	0	28.7	+9.8	=68					4	1:12.3		+27.6	97
Range Time			1:04.7	+19.7	98		50.1	+8.5	=70						1:54.8		+25.8	94
Course Time			6:50.9	+20.8	=11		7:09.1	+11.1	4		7:09.9	+16.1	17		21:09.9		+44.0	7
Penalty Time			1:34.8				7.8								1:42.6			
56	**45**	**LANGER Thierry**											**BEL**	**2**	**24:48.3**		**+2:20.5**	**56**
Cumulative Time			8:20.4	+44.0	56		17:15.2	+1:45.2	56						24:48.3		+2:20.5	56
Loop Time			8:20.4	+44.0	56		8:54.8	+1:01.2	61		7:33.1	+39.3	60					
Shooting		1	30.8	+7.4	=57	1	31.4	+12.5	84					2	1:02.2		+17.5	74
Range Time			53.7	+8.7	=73		51.5	+9.9	77						1:45.2		+16.2	75
Course Time			6:56.6	+26.5	29		7:33.5	+35.5	44		7:33.1	+39.3	60		22:03.2		+1:37.3	44
Penalty Time			30.1				29.8								59.9			
57	**32**	**ANEV Krasimir**											**BUL**	**1**	**24:49.2**		**+2:21.4**	**57**
Cumulative Time			8:29.8	+53.4	69		17:08.4	+1:38.4	51						24:49.2		+2:21.4	57
Loop Time			8:29.8	+53.4	69		8:38.6	+45.0	39		7:40.8	+47.0	75					
Shooting		1	26.0	+2.6	10	0	26.2	+7.3	=39					1	52.2		+7.5	18
Range Time			46.7	+1.7	7		47.8	+6.2	=50						1:34.5		+5.5	17
Course Time			7:10.9	+40.8	72		7:42.3	+44.3	=72		7:40.8	+47.0	75		22:34.0		+2:08.1	76
Penalty Time			32.2				8.5								40.7			
58	**61**	**TKALENKO Ruslan**											**UKR**	**2**	**24:50.8**		**+2:23.0**	**58**
Cumulative Time			8:31.4	+55.0	72		17:24.6	+1:54.6	61						24:50.8		+2:23.0	58
Loop Time			8:31.4	+55.0	72		8:53.2	+59.6	60		7:26.2	+32.4	47					
Shooting		1	25.4	+2.0	8	1	24.1	+5.2	=16					2	49.5		+4.8	10
Range Time			45.8	+0.8	5		44.3	+2.7	12						1:30.1		+1.1	4
Course Time			7:15.5	+45.4	=85		7:40.6	+42.6	=67		7:26.2	+32.4	47		22:22.3		+1:56.4	65
Penalty Time			30.1				28.3								58.4			
59	**71**	**GIACOMEL Tommaso**											**ITA**	**2**	**24:51.2**		**+2:23.4**	**59**
Cumulative Time			8:25.6	+49.2	62		17:17.2	+1:47.2	59						24:51.2		+2:23.4	59
Loop Time			8:25.6	+49.2	62		8:51.6	+58.0	58		7:34.0	+40.2	62					
Shooting		1	30.7	+7.3	=55	1	23.1	+4.2	9					2	53.8		+9.1	27
Range Time			52.0	+7.0	=56		43.0	+1.4	5						1:35.0		+6.0	22
Course Time			7:04.2	+34.1	51		7:40.1	+42.1	66		7:34.0	+40.2	62		22:18.3		+1:52.4	64
Penalty Time			29.4				28.5								57.9			
60	**50**	**CHENG Fangming**											**CHN**	**1**	**24:53.0**		**+2:25.2**	**60**
Cumulative Time			8:41.6	+1:05.2	84		17:13.1	+1:43.1	55						24:53.0		+2:25.2	60
Loop Time			8:41.6	+1:05.2	84		8:31.5	+37.9	27		7:39.9	+46.1	73					
Shooting		1	38.3	+14.9	93	0	28.0	+9.1	=58					1	1:06.3		+21.6	=86
Range Time			59.2	+14.2	94		49.3	+7.7	61						1:48.5		+19.5	82
Course Time			7:12.7	+42.6	77		7:34.1	+36.1	=47		7:39.9	+46.1	73		22:26.7		+2:00.8	67
Penalty Time			29.7				8.1								37.8			
61	**68**	**KAUKENAS Tomas**											**LTU**	**1**	**24:53.6**		**+2:25.8**	**61**
Cumulative Time			8:25.8	+49.4	63		17:11.9	+1:41.9	54						24:53.6		+2:25.8	61
Loop Time			8:25.8	+49.4	63		8:46.1	+52.5	48		7:41.7	+47.9	=78					
Shooting		1	29.4	+6.0	41	0	30.7	+11.8	82					1	1:00.1		+15.4	=61
Range Time			51.1	+6.1	=44		52.1	+10.5	78						1:43.2		+14.2	=65
Course Time			7:05.5	+35.4	54		7:46.2	+48.2	82		7:41.7	+47.9	=78		22:33.4		+2:07.5	75
Penalty Time			29.2				7.8								37.0			
62	**58**	**PORSHNEV Nikita**											**RUS**	**2**	**24:53.9**		**+2:26.1**	**62**
Cumulative Time			8:50.0	+1:13.6	88		17:26.1	+1:56.1	62						24:53.9		+2:26.1	62
Loop Time			8:50.0	+1:13.6	88		8:36.1	+42.5	35		7:27.8	+34.0	=50					
Shooting		2	28.7	+5.3	=33	0	26.7	+7.8	=44					2	55.4		+10.7	=35
Range Time			49.3	+4.3	=27		47.7	+6.1	49						1:37.0		+8.0	32
Course Time			7:09.8	+39.7	68		7:40.6	+42.6	=67		7:27.8	+34.0	=50		22:18.2		+1:52.3	63
Penalty Time			50.9				7.8								58.7			

siwidata PLARAS EURIOVISION infront
BMW VIESMANN DKB Das kann Bank HÖRMANN ERDINGER ALKOHOLFREI BAUHAUS IFS POLAR

Rank	Bib	Name	Nat	T	Result	Behind	Rank
		Loop 1	Loop 2	Loop 3			
		Time Behind Rank	Time Behind Rank	Time Behind Rank			
63	**67**	**BARTKO Simon**	**SVK**	**2**	**24:56.8**	**+2:29.0**	**63**
Cumulative Time		8:29.5 +53.1 68	17:30.5 +2:00.5 66		24:56.8	+2:29.0	63
Loop Time		8:29.5 +53.1 68	9:01.0 +1:07.4 65	7:26.3 +32.5 =48			
Shooting	1	30.2 +6.8 51	1 25.3 +6.4 =28		2 55.5	+10.8	=38
Range Time		51.2 +6.2 =47	49.6 +8.0 63		1:40.8	+11.8	=57
Course Time		7:09.2 +39.1 =64	7:42.3 +44.3 =72	7:26.3 +32.5 =48	22:17.8	+1:51.9	62
Penalty Time		29.1	29.1		58.2		
64	**97**	**RAENKEL Raido**	**EST**	**1**	**24:58.3**	**+2:30.5**	**64**
Cumulative Time		8:34.6 +58.2 74	17:20.2 +1:50.2 60		24:58.3	+2:30.5	64
Loop Time		8:34.6 +58.2 74	8:45.6 +52.0 47	7:38.1 +44.3 70			
Shooting	1	34.1 +10.7 84	0 32.2 +13.3 87		1 1:06.3	+21.6	=86
Range Time		56.9 +11.9 =87	53.9 +12.3 90		1:50.8	+21.8	89
Course Time		7:08.3 +38.2 =60	7:44.1 +46.1 78	7:38.1 +44.3 70	22:30.5	+2:04.6	73
Penalty Time		29.4	7.6		37.0		
65	**103**	**GERDZHIKOV Dimitar**	**BUL**	**2**	**25:07.2**	**+2:39.4**	**65**
Cumulative Time		8:58.2 +1:21.8 93	17:36.7 +2:06.7 69		25:07.2	+2:39.4	65
Loop Time		8:58.2 +1:21.8 93	8:38.5 +44.9 38	7:30.5 +36.7 55			
Shooting	2	30.1 +6.7 =49	0 28.0 +9.1 =58		2 58.1	+13.4	=50
Range Time		53.7 +8.7 =73	47.1 +5.5 42		1:40.8	+11.8	=57
Course Time		7:13.3 +43.2 79	7:43.4 +45.4 75	7:30.5 +36.7 55	22:27.2	+2:01.3	69
Penalty Time		51.2	8.0		59.2		
66	**75**	**TACHIZAKI Mikito**	**JPN**	**1**	**25:09.0**	**+2:41.2**	**66**
Cumulative Time		8:41.0 +1:04.6 83	17:29.9 +1:59.9 65		25:09.0	+2:41.2	66
Loop Time		8:41.0 +1:04.6 83	8:48.9 +55.3 54	7:39.1 +45.3 72			
Shooting	1	25.8 +2.4 9	0 18.9 0.0 1		1 44.7	0.0	1
Range Time		47.8 +2.8 12	41.6 0.0 1		1:29.4	+0.4	3
Course Time		7:21.6 +51.5 96	7:59.0 +1:01.0 94	7:39.1 +45.3 72	22:59.7	+2:33.8	90
Penalty Time		31.6	8.3		39.9		
67	**81**	**PATRIJUKS Aleksandrs**	**LAT**	**1**	**25:11.5**	**+2:43.7**	**67**
Cumulative Time		8:15.6 +39.2 51	17:30.9 +2:00.9 67		25:11.5	+2:43.7	67
Loop Time		8:15.6 +39.2 51	9:15.3 +1:21.7 77	7:40.6 +46.8 74			
Shooting	0	27.2 +3.8 19	1 26.7 +7.8 =44		1 53.9	+9.2	28
Range Time		49.5 +4.5 =30	48.7 +7.1 59		1:38.2	+9.2	=39
Course Time		7:17.5 +47.4 90	7:55.1 +57.1 90	7:40.6 +46.8 74	22:53.2	+2:27.3	85
Penalty Time		8.6	31.5		40.1		
68	**84**	**CRNKOVIC Kresimir**	**CRO**	**2**	**25:11.6**	**+2:43.8**	**68**
Cumulative Time		8:40.4 +1:04.0 82	17:38.7 +2:08.7 72		25:11.6	+2:43.8	68
Loop Time		8:40.4 +1:04.0 82	8:58.3 +1:04.7 63	7:32.9 +39.1 59			
Shooting	1	39.3 +15.9 95	1 30.3 +11.4 78		2 1:09.6	+24.9	94
Range Time		1:02.3 +17.3 95	53.0 +11.4 =84		1:55.3	+26.3	=95
Course Time		7:07.3 +37.2 57	7:34.9 +36.9 53	7:32.9 +39.1 59	22:15.1	+1:49.2	=57
Penalty Time		30.8	30.4		1:01.2		
69	**39**	**DOMBROVSKI Karol**	**LTU**	**3**	**25:12.8**	**+2:45.0**	**69**
Cumulative Time		8:31.1 +54.7 71	17:37.9 +2:07.9 71		25:12.8	+2:45.0	69
Loop Time		8:31.1 +54.7 71	9:06.8 +1:13.2 70	7:34.9 +41.1 =63			
Shooting	1	31.8 +8.4 68	2 25.6 +6.7 35		3 57.4	+12.7	47
Range Time		52.7 +7.7 64	47.9 +6.3 =52		1:40.6	+11.6	56
Course Time		7:08.7 +38.6 62	7:26.6 +28.6 31	7:34.9 +41.1 =63	22:10.2	+1:44.3	51
Penalty Time		29.7	52.3		1:22.0		
70	**36**	**LANDERTINGER Dominik**	**AUT**	**4**	**25:16.5**	**+2:48.7**	**70**
Cumulative Time		8:54.0 +1:17.6 91	18:05.9 +2:35.9 87		25:16.5	+2:48.7	70
Loop Time		8:54.0 +1:17.6 91	9:11.9 +1:18.3 74	7:10.6 +16.8 18			
Shooting	2	32.8 +9.4 78	2 31.2 +12.3 83		4 1:04.0	+19.3	81
Range Time		53.5 +8.5 =70	52.5 +10.9 =80		1:46.0	+17.0	78
Course Time		7:07.7 +37.6 58	7:28.8 +30.8 =35	7:10.6 +16.8 18	21:47.1	+1:21.2	33
Penalty Time		52.8	50.6		1:43.4		

siwidata PLARAS EURO)VISION infront
BMW VIESMANN DKB Das kann Bank HÖRMANN ERDINGER ALKOHOLFREI BAUHAUS IFS POLAR

Rank	Bib	Name	Nat	T	Loop 1				Loop 2				Loop 3			Result	Behind	Rank
					Time	Behind	Rank		Time	Behind	Rank		Time	Behind	Rank			
71	**18**	**GOW Scott**	**CAN**	**4**												**25:21.3**	**+2:53.5**	**71**
Cumulative Time					8:21.0	+44.6	57		17:53.1	+2:23.1	80					25:21.3	+2:53.5	71
Loop Time					8:21.0	+44.6	57		9:32.1	+1:38.5	87		7:28.2	+34.4	52			
Shooting		1			23.8	+0.4	2	3	21.8	+2.9	4				4	45.6	+0.9	2
Range Time					46.8	+1.8	=8		43.9	+2.3	10					1:30.7	+1.7	7
Course Time					7:04.0	+33.9	=49		7:34.1	+36.1	=47		7:28.2	+34.4	52	22:06.3	+1:40.4	49
Penalty Time					30.2				1:14.1							1:44.3		
72	**95**	**DUDCHENKO Anton**	**UKR**	**1**												**25:23.0**	**+2:55.2**	**72**
Cumulative Time					8:12.0	+35.6	43		17:27.2	+1:57.2	64					25:23.0	+2:55.2	72
Loop Time					8:12.0	+35.6	43		9:15.2	+1:21.6	76		7:55.8	+1:02.0	94			
Shooting		0			26.8	+3.4	=14	1	26.8	+7.9	=47				1	53.6	+8.9	26
Range Time					48.7	+3.7	=19		48.8	+7.2	60					1:37.5	+8.5	34
Course Time					7:13.8	+43.7	81		7:55.3	+57.3	91		7:55.8	+1:02.0	94	23:04.9	+2:39.0	92
Penalty Time					9.5				31.1							40.6		
73	**94**	**BUTA George**	**ROU**	**1**												**25:26.6**	**+2:58.8**	**73**
Cumulative Time					8:13.1	+36.7	48		17:35.4	+2:05.4	68					25:26.6	+2:58.8	73
Loop Time					8:13.1	+36.7	48		9:22.3	+1:28.7	83		7:51.2	+57.4	89			
Shooting		0			27.5	+4.1	21	1	37.3	+18.4	98				1	1:04.8	+20.1	83
Range Time					51.3	+6.3	=50		59.9	+18.3	99					1:51.2	+22.2	90
Course Time					7:13.1	+43.0	78		7:52.1	+54.1	=86		7:51.2	+57.4	89	22:56.4	+2:30.5	87
Penalty Time					8.7				30.3							39.0		
74	**92**	**FEMLING Peppe**	**SWE**	**3**												**25:26.9**	**+2:59.1**	**74**
Cumulative Time					8:52.7	+1:16.3	90		17:43.8	+2:13.8	75					25:26.9	+2:59.1	74
Loop Time					8:52.7	+1:16.3	90		8:51.1	+57.5	57		7:43.1	+49.3	80			
Shooting		2			29.5	+6.1	=42	1	27.0	+8.1	=50				3	56.5	+11.8	43
Range Time					51.1	+6.1	=44		47.0	+5.4	41					1:38.1	+9.1	38
Course Time					7:10.0	+39.9	69		7:35.4	+37.4	55		7:43.1	+49.3	80	22:28.5	+2:02.6	70
Penalty Time					51.6				28.7							1:20.3		
75	**96**	**KRUPCIK Tomas**	**CZE**	**3**												**25:27.5**	**+2:59.7**	**75**
Cumulative Time					8:22.5	+46.1	60		17:45.8	+2:15.8	77					25:27.5	+2:59.7	75
Loop Time					8:22.5	+46.1	60		9:23.3	+1:29.7	84		7:41.7	+47.9	=78			
Shooting		1			28.2	+4.8	27	2	24.2	+5.3	18				3	52.4	+7.7	=19
Range Time					49.2	+4.2	=25		46.1	+4.5	=23					1:35.3	+6.3	=24
Course Time					7:03.5	+33.4	48		7:45.2	+47.2	79		7:41.7	+47.9	=78	22:30.4	+2:04.5	72
Penalty Time					29.8				52.0							1:21.8		
76	**51**	**WIESTNER Serafin**	**SUI**	**3**												**25:28.1**	**+3:00.3**	**76**
Cumulative Time					8:12.1	+35.7	44		18:01.8	+2:31.8	84					25:28.1	+3:00.3	76
Loop Time					8:12.1	+35.7	44		9:49.7	+1:56.1	91		7:26.3	+32.5	=48			
Shooting		0			28.4	+5.0	=29	3	37.2	+18.3	97				3	1:05.6	+20.9	85
Range Time					49.7	+4.7	32		59.1	+17.5	97					1:48.8	+19.8	84
Course Time					7:14.0	+43.9	82		7:34.2	+36.2	=50		7:26.3	+32.5	=48	22:14.5	+1:48.6	55
Penalty Time					8.4				1:16.4							1:24.8		
77	**60**	**TAMBORNINO Eligius**	**SUI**	**3**												**25:30.5**	**+3:02.7**	**77**
Cumulative Time					8:27.7	+51.3	66		17:53.4	+2:23.4	81					25:30.5	+3:02.7	77
Loop Time					8:27.7	+51.3	66		9:25.7	+1:32.1	85		7:37.1	+43.3	69			
Shooting		1			30.1	+6.7	=49	2	28.1	+9.2	=62				3	58.2	+13.5	=52
Range Time					51.6	+6.6	=52		50.0	+8.4	=67					1:41.6	+12.6	61
Course Time					7:06.2	+36.1	56		7:43.6	+45.6	77		7:37.1	+43.3	69	22:26.9	+2:01.0	68
Penalty Time					29.9				52.1							1:22.0		
78	**102**	**RANTA Jaakko**	**FIN**	**1**												**25:30.8**	**+3:03.0**	**78**
Cumulative Time					8:13.2	+36.8	49		17:26.4	+1:56.4	63					25:30.8	+3:03.0	78
Loop Time					8:13.2	+36.8	49		9:13.2	+1:19.6	75		8:04.4	+1:10.6	98			
Shooting		0			26.7	+3.3	13	1	20.5	+1.6	2				1	47.2	+2.5	3
Range Time					48.2	+3.2	15		42.1	+0.5	2					1:30.3	+1.3	6
Course Time					7:16.3	+46.2	88		7:59.3	+1:01.3	96		8:04.4	+1:10.6	98	23:20.0	+2:54.1	95
Penalty Time					8.7				31.8							40.5		

www.biathlonworld.com
siwidata PLARAS EURO)VISION infront
BMW VIESMANN DKB Das kann Bank HÖRMANN ERDINGER ALKOHOLFREI BAUHAUS IFS POLAR

Rank	Bib	Name	Nat	T	Loop 1				Loop 2				Loop 3				Result	Behind	Rank
					Time	Behind	Rank		Time	Behind	Rank		Time	Behind	Rank				
79	**63**	**YAN Xingyuan**	**CHN**	**2**													**25:32.4**	**+3:04.6**	**79**
Cumulative Time					8:42.1	+1:05.7	85		17:43.4	+2:13.4	73						25:32.4	+3:04.6	79
Loop Time					8:42.1	+1:05.7	85		9:01.3	+1:07.7	66		7:49.0	+55.2	85				
Shooting		1			32.9	+9.5	79	1	32.6	+13.7	89					2	1:05.5	+20.8	84
Range Time					55.5	+10.5	81		53.2	+11.6	86						1:48.7	+19.7	83
Course Time					7:15.5	+45.4	=85		7:38.8	+40.8	63		7:49.0	+55.2	85		22:43.3	+2:17.4	81
Penalty Time					31.1				29.3								1:00.4		
80	**78**	**SZCZUREK Lukasz**	**POL**	**2**													**25:34.5**	**+3:06.7**	**80**
Cumulative Time					8:10.2	+33.8	37		17:43.6	+2:13.6	74						25:34.5	+3:06.7	80
Loop Time					8:10.2	+33.8	37		9:33.4	+1:39.8	88		7:50.9	+57.1	88				
Shooting		0			29.0	+5.6	=35	2	31.6	+12.7	=85					2	1:00.6	+15.9	=64
Range Time					49.8	+4.8	33		49.7	+8.1	=64						1:39.5	+10.5	52
Course Time					7:11.4	+41.3	75		7:51.7	+53.7	85		7:50.9	+57.1	88		22:54.0	+2:28.1	86
Penalty Time					9.0				52.0								1:01.0		
81	**55**	**SEMENOV Sergii**	**UKR**	**4**													**25:35.2**	**+3:07.4**	**81**
Cumulative Time					8:51.7	+1:15.3	89		18:03.5	+2:33.5	86						25:35.2	+3:07.4	81
Loop Time					8:51.7	+1:15.3	89		9:11.8	+1:18.2	73		7:31.7	+37.9	=56				
Shooting		2			28.1	+4.7	26	2	24.3	+5.4	19					4	52.4	+7.7	=19
Range Time					48.8	+3.8	23		46.1	+4.5	=23						1:34.9	+5.9	=20
Course Time					7:07.8	+37.7	59		7:31.6	+33.6	41		7:31.7	+37.9	=56		22:11.1	+1:45.2	53
Penalty Time					55.1				54.1								1:49.2		
82	**88**	**NEDZA-KUBINIEC Andrzej**	**POL**	**2**													**25:38.2**	**+3:10.4**	**82**
Cumulative Time					8:34.9	+58.5	75		17:44.6	+2:14.6	76						25:38.2	+3:10.4	82
Loop Time					8:34.9	+58.5	75		9:09.7	+1:16.1	72		7:53.6	+59.8	91				
Shooting		1			24.6	+1.2	5	1	23.9	+5.0	=13					2	48.5	+3.8	=6
Range Time					46.8	+1.8	=8		45.4	+3.8	17						1:32.2	+3.2	11
Course Time					7:18.1	+48.0	91		7:53.3	+55.3	88		7:53.6	+59.8	91		23:05.0	+2:39.1	93
Penalty Time					30.0				31.0								1:01.0		
83	**54**	**BURNOTTE Jules**	**CAN**	**3**													**25:39.1**	**+3:11.3**	**83**
Cumulative Time					9:02.3	+1:25.9	96		17:50.3	+2:20.3	78						25:39.1	+3:11.3	83
Loop Time					9:02.3	+1:25.9	96		8:48.0	+54.4	53		7:48.8	+55.0	84				
Shooting		2			31.3	+7.9	65	1	25.3	+6.4	=28					3	56.6	+11.9	=44
Range Time					53.2	+8.2	=67		46.1	+4.5	=23						1:39.3	+10.3	50
Course Time					7:17.0	+46.9	89		7:31.4	+33.4	40		7:48.8	+55.0	84		22:37.2	+2:11.3	79
Penalty Time					52.1				30.5								1:22.6		
84	**56**	**SIMA Michal**	**SVK**	**3**													**25:39.2**	**+3:11.4**	**84**
Cumulative Time					8:13.0	+36.6	47		17:53.7	+2:23.7	=82						25:39.2	+3:11.4	84
Loop Time					8:13.0	+36.6	47		9:40.7	+1:47.1	90		7:45.5	+51.7	81				
Shooting		0			29.2	+5.8	39	3	32.4	+13.5	88					3	1:01.6	+16.9	=69
Range Time					50.2	+5.2	38		53.4	+11.8	=87						1:43.6	+14.6	68
Course Time					7:14.9	+44.8	83		7:34.2	+36.2	=50		7:45.5	+51.7	81		22:34.6	+2:08.7	77
Penalty Time					7.9				1:13.1								1:21.0		
85	**98**	**VARABEI Maksim**	**BLR**	**4**													**25:40.0**	**+3:12.2**	**85**
Cumulative Time					8:47.6	+1:11.2	87		18:06.4	+2:36.4	88						25:40.0	+3:12.2	85
Loop Time					8:47.6	+1:11.2	87		9:18.8	+1:25.2	81		7:33.6	+39.8	61				
Shooting		2			38.8	+15.4	94	2	28.1	+9.2	=62					4	1:06.9	+22.2	90
Range Time					58.5	+13.5	93		48.1	+6.5	=55						1:46.6	+17.6	80
Course Time					6:57.8	+27.7	31		7:37.4	+39.4	=60		7:33.6	+39.8	61		22:08.8	+1:42.9	50
Penalty Time					51.3				53.3								1:44.6		
86	**6**	**DALE Johannes**	**NOR**	**5**													**25:41.3**	**+3:13.5**	**86**
Cumulative Time					8:23.8	+47.4	61		18:29.6	+2:59.6	92						25:41.3	+3:13.5	86
Loop Time					8:23.8	+47.4	61		10:05.8	+2:12.2	95		7:11.7	+17.9	21				
Shooting		1			36.6	+13.2	91	4	36.2	+17.3	96					5	1:12.8	+28.1	98
Range Time					56.9	+11.9	=87		58.4	+16.8	96						1:55.3	+26.3	=95
Course Time					6:55.9	+25.8	=25		7:28.8	+30.8	=35		7:11.7	+17.9	21		21:36.4	+1:10.5	28
Penalty Time					31.0				1:38.6								2:09.6		

siwidata PLARAS EURIOVISION infront
BMW VIESMANN DKB Das kann Bank HÖRMANN ERDINGER ALKOHOLFREI BAUHAUS IFS POLAR

Rank	Bib	Name	Nat	T		Loop 1				Loop 2				Loop 3			Result	Behind	Rank
						Time	Behind	Rank		Time	Behind	Rank		Time	Behind	Rank			
87	**73**	**OZAKI Kosuke**	**JPN**	**2**													**25:41.9**	**+3:14.1**	**87**
Cumulative Time						8:36.0	+59.6	78		17:53.7	+2:23.7	=82					25:41.9	+3:14.1	87
Loop Time						8:36.0	+59.6	78		9:17.7	+1:24.1	80		7:48.2	+54.4	83			
Shooting		1			1	30.8	+7.4	=57		24.6	+5.7	22					55.4	+10.7	=35
Range Time						52.4	+7.4	62		46.5	+4.9	=31					1:38.9	+9.9	45
Course Time						7:11.3	+41.2	74		7:59.1	+1:01.1	95		7:48.2	+54.4	83	22:58.6	+2:32.7	88
Penalty Time						32.3				32.1							1:04.4		
88	**82**	**MUKHIN Alexandr**	**KAZ**	**3**													**25:47.1**	**+3:19.3**	**88**
Cumulative Time						8:35.2	+58.8	77		17:52.7	+2:22.7	79					25:47.1	+3:19.3	88
Loop Time						8:35.2	+58.8	77		9:17.5	+1:23.9	79		7:54.4	+1:00.6	92			
Shooting		1			2	27.9	+4.5	23		22.4	+3.5	8					50.3	+5.6	14
Range Time						48.7	+3.7	=19		43.6	+2.0	=8					1:32.3	+3.3	12
Course Time						7:15.7	+45.6	87		7:40.6	+42.6	=67		7:54.4	+1:00.6	92	22:50.7	+2:24.8	84
Penalty Time						30.8				53.3							1:24.1		
89	**7**	**DOLDER Mario**	**SUI**	**4**													**25:48.9**	**+3:21.1**	**89**
Cumulative Time						8:57.7	+1:21.3	92		18:14.0	+2:44.0	90					25:48.9	+3:21.1	89
Loop Time						8:57.7	+1:21.3	92		9:16.3	+1:22.7	78		7:34.9	+41.1	=63			
Shooting		2			2	41.8	+18.4	98		25.7	+6.8	=36					1:07.5	+22.8	91
Range Time						1:02.7	+17.7	96		46.8	+5.2	=36					1:49.5	+20.5	88
Course Time						7:02.0	+31.9	=42		7:36.3	+38.3	58		7:34.9	+41.1	=63	22:13.2	+1:47.3	54
Penalty Time						53.0				53.2							1:46.2		
90	**77**	**STVRTECKY Jakub**	**CZE**	**3**													**25:49.6**	**+3:21.8**	**90**
Cumulative Time						8:38.3	+1:01.9	80		18:08.0	+2:38.0	89					25:49.6	+3:21.8	90
Loop Time						8:38.3	+1:01.9	80		9:29.7	+1:36.1	86		7:41.6	+47.8	77			
Shooting		1			2	33.7	+10.3	83		35.4	+16.5	94					1:09.1	+24.4	93
Range Time						54.9	+9.9	80		57.7	+16.1	94					1:52.6	+23.6	92
Course Time						7:13.6	+43.5	80		7:43.0	+45.0	74		7:41.6	+47.8	77	22:38.2	+2:12.3	80
Penalty Time						29.8				49.0							1:18.8		
91	**90**	**SLOTINS Roberts**	**LAT**	**2**													**25:53.6**	**+3:25.8**	**91**
Cumulative Time						8:26.1	+49.7	64		18:03.3	+2:33.3	85					25:53.6	+3:25.8	91
Loop Time						8:26.1	+49.7	64		9:37.2	+1:43.6	89		7:50.3	+56.5	87			
Shooting		0			2	33.3	+9.9	80		30.6	+11.7	81					1:03.9	+19.2	=79
Range Time						56.3	+11.3	84		52.7	+11.1	83					1:49.0	+20.0	85
Course Time						7:21.4	+51.3	93		7:52.1	+54.1	=86		7:50.3	+56.5	87	23:03.8	+2:37.9	91
Penalty Time						8.4				52.4							1:00.8		
92	**65**	**ANGELIS Apostolos**	**GRE**	**4**													**25:58.8**	**+3:31.0**	**92**
Cumulative Time						8:37.3	+1:00.9	79		18:30.3	+3:00.3	93					25:58.8	+3:31.0	92
Loop Time						8:37.3	+1:00.9	79		9:53.0	+1:59.4	92		7:28.5	+34.7	53			
Shooting		1			3	34.9	+11.5	85		34.1	+15.2	=92					1:09.0	+24.3	92
Range Time						56.8	+11.8	86		57.6	+16.0	93					1:54.4	+25.4	93
Course Time						7:09.6	+39.5	67		7:39.1	+41.1	64		7:28.5	+34.7	53	22:17.2	+1:51.3	61
Penalty Time						30.9				1:16.3							1:47.2		
93	**85**	**HIIDENSALO Olli**	**FIN**	**3**													**26:12.7**	**+3:44.9**	**93**
Cumulative Time						8:22.2	+45.8	58		18:20.5	+2:50.5	91					26:12.7	+3:44.9	93
Loop Time						8:22.2	+45.8	58		9:58.3	+2:04.7	94		7:52.2	+58.4	90			
Shooting		0			3	29.9	+6.5	=47		34.0	+15.1	91					1:03.9	+19.2	=79
Range Time						53.5	+8.5	=70		55.8	+14.2	91					1:49.3	+20.3	87
Course Time						7:20.3	+50.2	92		7:46.6	+48.6	83		7:52.2	+58.4	90	22:59.1	+2:33.2	89
Penalty Time						8.4				1:15.9							1:24.3		
94	**79**	**SINAPOV Anton**	**BUL**	**4**													**26:33.2**	**+4:05.4**	**94**
Cumulative Time						8:12.6	+36.2	46		18:44.1	+3:14.1	94					26:33.2	+4:05.4	94
Loop Time						8:12.6	+36.2	46		10:31.5	+2:37.9	98		7:49.1	+55.3	86			
Shooting		0			4	31.1	+7.7	=61		26.9	+8.0	49					58.0	+13.3	49
Range Time						53.2	+8.2	=67		50.3	+8.7	=73					1:43.5	+14.5	67
Course Time						7:10.6	+40.5	71		7:47.6	+49.6	84		7:49.1	+55.3	86	22:47.3	+2:21.4	83
Penalty Time						8.8				1:53.6							2:02.4		

siwidata
PLARAS
EURIOVISION
infront
VIESMANN
DKB Das kann Bank
HÖRMANN
ERDINGER ALKOHOLFREI
BAUHAUS
POLAR

Rank	Bib	Name	Nat	T	Loop 1				Loop 2				Loop 3			Result	Behind	Rank
					Time	Behind	Rank		Time	Behind	Rank		Time	Behind	Rank			
95	**89**	**JAKOB Patrick**	**AUT**	**3**												**26:51.1**	**+4:23.3**	**95**
Cumulative Time					9:42.1	+2:05.7	99		18:49.7	+3:19.7	95					26:51.1	+4:23.3	95
Loop Time					9:42.1	+2:05.7	99		9:07.6	+1:14.0	71		8:01.4	+1:07.6	97			
Shooting		3			41.0	+17.6	=96	0	30.5	+11.6	80					1:11.5	+26.8	95
Range Time					1:03.5	+18.5	97		53.0	+11.4	=84					1:56.5	+27.5	98
Course Time					7:21.5	+51.4	=94		8:06.5	+1:08.5	99		8:01.4	+1:07.6	97	23:29.4	+3:03.5	97
Penalty Time					1:17.1				8.1							1:25.2		
96	**87**	**RASTIC Damir**	**SRB**	**4**												**26:54.0**	**+4:26.2**	**96**
Cumulative Time					8:44.2	+1:07.8	86		18:53.1	+3:23.1	96					26:54.0	+4:26.2	96
Loop Time					8:44.2	+1:07.8	86		10:08.9	+2:15.3	96		8:00.9	+1:07.1	96			
Shooting		1			27.7	+4.3	22	3	35.5	+16.6	95					1:03.2	+18.5	75
Range Time					49.0	+4.0	24		58.3	+16.7	95					1:47.3	+18.3	81
Course Time					7:24.9	+54.8	97		7:56.6	+58.6	92		8:00.9	+1:07.1	96	23:22.4	+2:56.5	96
Penalty Time					30.3				1:14.0							1:44.3		
97	**99**	**BALOGA Matej**	**SVK**	**3**												**26:57.1**	**+4:29.3**	**97**
Cumulative Time					8:59.8	+1:23.4	=94		18:57.2	+3:27.2	97					26:57.1	+4:29.3	97
Loop Time					8:59.8	+1:23.4	=94		9:57.4	+2:03.8	93		7:59.9	+1:06.1	95			
Shooting		1			33.4	+10.0	81	2	38.8	+19.9	99					1:12.2	+27.5	96
Range Time					56.0	+11.0	83		59.8	+18.2	98					1:55.8	+26.8	97
Course Time					7:32.6	+1:02.5	99		8:02.8	+1:04.8	98		7:59.9	+1:06.1	95	23:35.3	+3:09.4	98
Penalty Time					31.2				54.8							1:26.0		
98	**91**	**BAISHO Kazuki**	**JPN**	**5**												**27:28.7**	**+5:00.9**	**98**
Cumulative Time					8:59.8	+1:23.4	=94		19:34.0	+4:04.0	99					27:28.7	+5:00.9	98
Loop Time					8:59.8	+1:23.4	=94		10:34.2	+2:40.6	99		7:54.7	+1:00.9	93			
Shooting		1			41.0	+17.6	=96	4	34.1	+15.2	=92					1:15.1	+30.4	99
Range Time					1:07.2	+22.2	99		56.3	+14.7	92					2:03.5	+34.5	99
Course Time					7:21.5	+51.4	=94		7:57.5	+59.5	93		7:54.7	+1:00.9	93	23:13.7	+2:47.8	94
Penalty Time					31.1				1:40.4							2:11.5		
99	**80**	**SIRIK Sergey**	**KAZ**	**5**												**27:42.2**	**+5:14.4**	**99**
Cumulative Time					9:18.8	+1:42.4	97		19:30.2	+4:00.2	98					27:42.2	+5:14.4	99
Loop Time					9:18.8	+1:42.4	97		10:11.4	+2:17.8	97		8:12.0	+1:18.2	99			
Shooting		2			32.5	+9.1	=75	3	29.3	+10.4	=71					1:01.8	+17.1	=71
Range Time					56.6	+11.6	85		52.5	+10.9	=80					1:49.1	+20.1	86
Course Time					7:29.0	+58.9	98		8:00.2	+1:02.2	97		8:12.0	+1:18.2	99	23:41.2	+3:15.3	99
Penalty Time					53.2				1:18.7							2:11.9		

Jury Decisions

Disqualified

101	BELETSKIY Danil	KAZ	IBU ECR 11.3.4.h

Did not start

4	DOHERTY Sean	USA
30	NORDGREN Leif	USA
64	BROWN Jake	USA
86	GOW Christian	CAN

LEGEND

= Equal sign indicates that two or more competitors share the same rank

ECR Event & Competition Rules

Nat Nation

T Total penalties

siwidata

PLARAS

www.biathlonworld.com

EURIOVISION

infront

IFS

POLAR

BMW

VIESMANN

DKB Das kann Bank

HÖRMANN

ERDINGER ALKOHOLFREI

BAUHAUS

Licensed to: Kurvinen Targets

IBU WORLD CUP BIATHLON MEN 10 KM SPRINT

KONTIOLAHTI, FINLAND 12.3.2020 16:30

P	1S	1W	2S	2W	3S	3W	4S	4W	5S	5W	ShTm	Rnk	Sht.img.	P/S	°C	La
1	RASTORGUJEVS Andrejs							LAT								
2	0:17.6	↑ 0,4	0:02.6	↑ 0,3	**0:02.9**	↑ 0,4	0:02.8	↑ 0,6	**0:03.5**	↑ 0,4	0:32.0	69	①②●④●	P	1°	10
1	0:13.7	↑ 1,0	0:02.5	↑ 1,1	**0:02.5**	↑ 1,2	0:02.1	↑ 1,1	0:02.8	↑ 0,8	0:26.3	40	●⑤④②①	S	1°	20
3											**0:58.3**	**51**				
2	FAK Jakov							SLO								
0	0:11.9	↖ 0,5	0:02.5	↖ 0,4	0:02.3	↖ 0,3	0:02.4	↖ 0,3	0:03.0	↖ 0,7	0:24.3	3	①②③④⑤	P	1°	12
1	0:12.1	↑ 1,0	0:02.6	↑ 1,2	0:02.5	↑ 1,0	0:03.0	↑ 1,1	**0:02.6**	↑ 1,2	0:25.7	35	①②③④●	S	1°	16
1											**0:50.0**	**11**				
3	PRYMA Artem							UKR								
0	0:15.1	↑ 1,2	0:02.3	↑ 1,0	0:02.0	↗ 0,9	0:02.3	↗ 1,0	0:05.2	↑ 1,4	0:29.9	46	⑤④③②①	P	1°	6
0	0:11.9	↑ 1,6	0:02.4	↑ 1,4	0:02.6	↑ 0,9	0:02.2	↑ 0,7	0:02.1	↖ 0,8	0:25.0	25	⑤④③②①	S	1°	17
0											**0:54.9**	**31**				
5	YALIOTNAU Raman							BLR								
0	0:15.9	↑ 0,9	0:03.2	↖ 0,7	0:03.2	↖ 0,6	0:03.3	↖ 0,7	0:02.9	↑ 0,7	0:31.3	64	⑤④③②①	P	1°	9
2	**0:14.3**	↖ 0,5	0:05.5	↖ 0,5	**0:02.2**	↑ 0,6	0:01.9	↑ 0,6	0:02.1	↑ 0,7	0:29.3	71	⑤④●②●	S	1°	17
2											**1:00.6**	**64**				
6	DALE Johannes							NOR								
1	0:18.8	↑ 0,3	0:03.4	↑ 0,5	**0:03.1**	↑ 0,5	0:03.3	↖ 0,6	0:04.5	↖ 0,5	0:36.7	91	①②●④⑤	P	1°	3
4	**0:18.7**	↑ 1,2	0:04.2	↑ 1,3	**0:02.4**	↑ 1,1	**0:03.2**	↑ 1,3	**0:03.3**	↑ 1,0	0:32.0	89	●●●②●	S	1°	16
5											**1:08.7**	**92**				
7	DOLDER Mario							SUI								
2	**0:16.2**	↖ 0,5	**0:02.5**	↖ 0,6	0:07.1	↑ 0,4	0:09.4	↑ 0,9	0:03.0	↑ 0,7	0:41.9	98	●●③④⑤	P	1°	13
2	0:11.1	↗ 0,5	0:02.2	↗ 0,6	**0:03.1**	↗ 0,4	0:03.4	→ 0,6	**0:02.9**	→ 0,6	0:25.8	36	●④●②①	S	1°	19
4											**1:07.7**	**91**				
8	GUIGONNAT Antonin							FRA								
0	0:15.1	↗ 0,3	0:03.1	↗ 0,3	0:03.3	↗ 0,5	0:03.0	↗ 0,6	0:03.4	→ 0,4	0:31.9	68	①②③④⑤	P	1°	1
1	0:11.6	↑ 0,6	0:02.6	↑ 0,5	0:02.6	↑ 0,4	0:02.8	↑ 0,7	**0:02.7**	↑ 0,8	0:26.5	42	●④③②①	S	1°	17
1											**0:58.4**	**53**				
9	DOLL Benedikt							GER								
0	0:10.8	↗ 0,4	0:02.4	↗ 0,3	0:02.6	↗ 0,3	0:02.7	↗ 0,3	0:02.3	↗ 0,4	0:24.5	4	⑤④③②①	P	1°	2
1	0:10.1	← 0,2	0:02.5	← 0,3	0:02.6	← 0,4	**0:02.7**	← 0,3	0:03.0	← 0,2	0:24.7	24	⑤●③②①	S	1°	28
1											**0:49.2**	**9**				
10	LOGINOV Alexander							RUS								
1	0:16.5	↑ 0,4	0:01.9	↑ 0,4	0:02.7	↑ 0,5	**0:02.0**	↑ 0,5	0:02.0	↑ 0,3	0:28.4	30	⑤●③②①	P	1°	5
0	0:13.5	↘ 0,2	0:01.8	↘ 0,4	0:01.5	↘ 0,5	0:01.4	↘ 0,5	0:01.5	↘ 0,8	0:21.7	3	①②③④⑤	S	1°	21
1											**0:50.1**	**12**				
11	BJOENTEGAARD Erlend							NOR								
1	0:18.1	↖ 0,7	0:02.9	↖ 0,6	0:02.7	↖ 0,4	**0:02.7**	← 0,2	0:02.7	↖ 0,3	0:32.6	76	⑤●③②①	P	1°	2
1	0:14.9	↑ 0,6	0:02.1	↑ 0,5	0:02.9	↖ 0,3	0:02.8	↖ 0,5	**0:02.9**	↖ 0,4	0:29.2	70	●④③②①	S	1°	23
2											**1:01.8**	**72**				

Licensed to: Kurvinen Targets

IBU WORLD CUP BIATHLON MEN 10 KM SPRINT

KONTIOLAHTI, FINLAND 12.3.2020 16:30

P	1S	1W	2S	2W	3S	3W	4S	4W	5S	5W	ShTm	Rnk	Sht.img.	P/S	°C	La
12	**STROLIA Vytautas**							**LTU**								
1	0:14.9	↖ 0,9	**0:02.6**	↖ 1,0	0:03.5	↖ 1,0	0:02.5	↑ 0,7	0:02.7	↑ 0,5	0:29.1	38	⑤④③●①	P	1°	9
0	0:14.0	→ 0,3	0:03.9	→ 0,7	0:02.4	→ 0,7	0:03.4	↗ 0,3	0:03.1	→ 0,3	0:29.9	75	⑤④③②①	S	1°	17
1											**0:59.0**	**58**				
13	**LAPSHIN Timofei**							**KOR**								
1	**0:12.6**	↖ 0,5	0:02.2	↖ 0,5	0:02.2	↖ 0,7	0:02.0	↖ 0,8	0:01.9	↖ 0,9	0:23.4	1	⑤④③②●	P	1°	11
1	**0:13.6**	→ 0,3	0:02.1	→ 0,5	0:02.1	→ 0,5	0:01.9	↘ 0,7	0:02.1	↘ 1,1	0:24.0	14	⑤④③②●	S	1°	19
2											**0:47.4**	**4**				
14	**LEITNER Felix**							**AUT**								
0	0:15.4	↖ 0,6	0:03.4	↑ 0,6	0:03.5	↖ 0,5	0:03.6	↖ 0,2	0:03.5	↖ 0,5	0:32.5	75	①②③④⑤	P	1°	4
0	0:13.7	↘ 1,1	0:03.6	↘ 0,7	0:03.2	→ 0,6	0:03.0	→ 0,5	0:02.6	↗ 0,4	0:28.5	65	⑤④③②①	S	1°	20
0											**1:01.0**	**67**				
15	**CHRISTIANSEN Vetle S**							**NOR**								
0	0:14.9	↖ 0,7	0:02.5	↖ 0,7	0:02.3	↖ 0,6	0:02.3	↖ 0,5	0:02.2	↖ 0,7	0:27.0	16	⑤④③②①	P	1°	2
0	0:19.0	→ 0,6	0:02.3	→ 0,5	0:02.2	↗ 0,4	0:02.4	↗ 0,4	0:02.5	↗ 0,3	0:31.7	87	⑤④③②①	S	1°	16
0											**0:58.7**	**56**				
16	**BORMOLINI Thomas**							**ITA**								
0	0:17.7	↑ 0,1	0:03.3	↖ 0,5	0:02.7	↖ 0,5	0:02.8	↖ 0,9	0:03.4	↖ 1,0	0:32.6	77	⑤④③②①	P	1°	7
0	0:14.1	→ 0,1	0:02.8	↗ 0,1	0:03.3	↗ 0,3	0:02.3	↗ 0,4	0:02.7	↗ 0,4	0:28.7	66	⑤④③②①	S	1°	16
0											**1:01.3**	**68**				
17	**VACLAVIK Adam**							**CZE**								
1	0:15.5	↖ 0,6	0:03.1	↖ 0,6	0:02.9	↖ 0,5	0:02.4	↑ 0,4	**0:02.5**	↑ 0,4	0:29.9	45	●④③②①	P	1°	8
1	0:12.6	↗ 1,1	0:02.7	↗ 0,8	0:02.1	↗ 0,9	0:01.9	↗ 1,1	**0:02.1**	↗ 1,1	0:25.5	33	●④③②①	S	1°	17
2											**0:55.4**	**34**				
18	**GOW Scott**							**CAN**								
1	0:12.9	↑ 2,0	0:02.0	↑ 1,5	0:02.1	↑ 1,0	**0:02.0**	↑ 1,0	0:01.9	↑ 1,1	0:23.8	2	⑤●③②①	P	1°	11
3	**0:11.3**	↗ 0,6	**0:01.8**	↖ 0,5	0:01.7	↖ 1,0	**0:01.5**	↖ 1,1	0:01.7	↖ 1,1	0:21.9	4	●●③⑤●	S	1°	18
4											**0:45.7**	**2**				
19	**PIDRUCHNYI Dmytro**							**UKR**								
1	0:13.4	↑ 0,2	**0:02.6**	↗ 0,1	0:02.0	↗ 0,2	0:02.0	→ 0,3	0:02.5	↗ 0,2	0:26.2	11	⑤④③●①	P	1°	6
0	0:11.9	↖ 1,3	0:01.9	↖ 1,4	0:02.3	↖ 1,2	0:01.9	↑ 1,0	0:01.8	↑ 1,0	0:22.4	7	①②③④⑤	S	1°	19
1											**0:48.6**	**8**				
20	**CLAUDE Florent**							**BEL**								
0	0:21.7	↖ 0,8	0:03.8	↖ 0,6	0:02.7	↖ 0,5	0:02.5	↖ 0,6	0:02.8	↖ 0,8	0:36.6	90	①②③④⑤	P	1°	14
0	0:15.0	↖ 0,8	0:02.8	↖ 0,9	0:02.2	↖ 0,7	0:02.2	↖ 0,5	0:02.1	↖ 0,5	0:27.2	52	①②③④⑤	S	1°	23
0											**1:03.8**	**79**				
21	**LATYPOV Eduard**							**RUS**								
1	0:14.4	↗ 0,7	0:08.5	↗ 0,3	**0:03.0**	↗ 0,6	0:03.0	↗ 0,4	0:03.0	↗ 0,3	0:35.1	86	⑤④●②①	P	1°	5
1	**0:10.9**	↑ 0,9	0:02.4	↑ 0,3	0:02.3	↑ 0,6	0:07.3	↖ 1,5	0:02.6	↖ 1,2	0:28.7	67	⑤④③②●	S	1°	18
2											**1:03.8**	**78**				

Licensed to: Kurvinen Targets

IBU WORLD CUP BIATHLON MEN 10 KM SPRINT

KONTIOLAHTI, FINLAND 12.3.2020 16:30

P	1S	1W	2S	2W	3S	3W	4S	4W	5S	5W	ShTm	Rnk	Sht.img.	P/S	°C	La
22	HORN Philipp							GER								
4	0:15.8	↖ 0,9	**0:08.2**	↑ 0,7	**0:05.2**	↖ 0,9	**0:04.7**	↖ 0,9	**0:06.7**	↖ 1,0	0:43.7	99	①●●●●	P	1°	3
0	0:11.2	↑ 0,3	0:07.4	↑ 0,4	0:02.6	↑ 0,2	0:02.6	↑ 0,1	0:02.7	↖ 0,1	0:28.8	69	①②③④⑤	S	1°	20
4											**1:12.5**	**98**				
23	BAUER Klemen							SLO								
0	0:13.2	↑ 0,1	0:02.9	↑ 0,3	0:02.6	↑ 0,5	0:02.2	↑ 0,7	0:02.8	↑ 0,6	0:26.8	14	⑤④③②①	P	1°	13
2	0:12.2	→ 0,8	**0:02.6**	→ 0,4	0:02.7	← 0,2	**0:02.9**	↖ 0,3	0:02.5	↑ 0,5	0:25.5	34	⑤●③●①	S	1°	20
2											**0:52.3**	**17**				
24	ILIEV Vladimir							BUL								
1	0:19.5	↑ 1,2	**0:02.2**	↑ 1,3	0:02.3	↑ 1,3	0:02.5	↑ 1,1	0:02.4	↑ 0,7	0:32.1	71	⑤④③●①	P	1°	15
2	0:17.2	↑ 0,5	**0:02.4**	↑ 0,3	0:02.5	↖ 0,4	0:02.4	↖ 0,1	**0:02.1**	↑ 0,1	0:29.7	74	●④③●①	S	1°	18
3											**1:01.8**	**73**				
25	PONSILUOMA Martin							SWE								
0	0:15.0	↑ 0,4	0:03.9	↑ 0,4	0:02.6	↑ 0,6	0:02.7	↑ 0,5	0:03.1	↑ 0,3	0:30.0	48	⑤④③②①	P	1°	10
1	**0:12.2**	↑ 0,4	0:04.0	↑ 0,3	0:02.3	↑ 0,5	0:02.4	↑ 0,4	0:02.7	↑ 0,2	0:26.8	45	⑤④③②●	S	1°	17
1											**0:56.8**	**46**				
26	BOE Johannes Thingne							NOR								
0	0:21.6	↖ 0,2	0:03.0	↖ 0,2	0:03.0	↖ 0,2	0:03.5	↖ 0,3	0:03.2	↖ 0,2	0:37.7	92	⑤④③②①	P	1°	2
0	0:17.3	↑ 0,3	0:02.1	↑ 0,5	0:02.0	↑ 0,3	0:02.0	↖ 0,4	0:02.3	↖ 0,1	0:28.8	68	⑤④③②①	S	1°	16
0											**1:06.5**	**88**				
27	SMOLSKI Anton							BLR								
0	0:17.6	↖ 0,4	0:02.1	↖ 0,6	0:01.8	↖ 0,6	0:01.8	↖ 0,6	0:03.1	↖ 0,6	0:29.0	35	⑤④③②①	P	1°	9
0	0:13.7	↑ 0,5	0:01.7	↑ 0,4	0:01.7	↖ 0,4	0:01.8	↖ 0,5	0:02.0	↖ 0,7	0:23.4	10	⑤④③②①	S	1°	17
0											**0:52.4**	**19**				
28	SCHEMPP Simon							GER								
0	0:15.3	↑ 0,3	0:03.1	↗ 0,3	0:02.7	↑ 0,2	0:02.4	↑ 0,3	0:02.9	↑ 0,4	0:29.1	37	②③①④⑤	P	1°	3
2	0:11.8	↑ 0,9	0:02.1	↑ 0,7	**0:01.7**	↑ 0,6	**0:02.2**	↑ 0,6	0:02.3	↑ 0,6	0:24.1	16	⑤●●②①	S	1°	17
2											**0:53.2**	**25**				
29	BOE Tarjei							NOR								
0	0:16.9	↑ 0,5	0:02.7	↑ 0,5	0:02.7	↑ 0,7	0:03.1	↑ 0,5	0:02.6	↑ 0,8	0:31.2	63	①②③④⑤	P	1°	2
0	0:17.0	↑ 0,7	0:02.3	↑ 0,6	0:01.9	↑ 0,6	0:01.9	↑ 0,7	0:02.2	↑ 0,7	0:27.6	56	⑤④③②①	S	1°	19
0											**0:58.8**	**57**				
31	LAEGREID Sturla Holm							NOR								
0	0:16.6	↑ 0,9	0:02.4	↑ 0,8	0:02.2	↑ 0,6	0:02.2	↑ 0,7	0:02.1	↑ 0,8	0:28.6	32	⑤④③②①	P	1°	2
0	0:14.4	↑ 0,9	0:02.4	↖ 0,8	0:02.2	↖ 0,7	0:02.2	↑ 0,7	0:02.1	↑ 1,1	0:26.1	38	①②③④⑤	S	1°	16
0											**0:54.7**	**30**				
32	ANEV Krasimir							BUL								
1	0:13.5	↑ 0,3	**0:02.5**	↑ 0,1	0:02.2	↑ 0,1	0:02.2	→ 0,2	0:02.6	→ 0,3	0:26.1	10	①●③④⑤	P	1°	6
0	0:13.4	← 0,2	0:02.3	← 0,2	0:02.1	← 0,3	0:02.5	← 0,3	0:02.9	← 0,2	0:26.3	41	①②③④⑤	S	1°	16
1											**0:52.4**	**20**				

Licensed to: Kurvinen Targets

IBU WORLD CUP BIATHLON MEN 10 KM SPRINT

KONTIOLAHTI, FINLAND 12.3.2020 16:30

P	1S	1W	2S	2W	3S	3W	4S	4W	5S	5W	ShTm	Rnk	Sht.img.	P/S	°C	La
33	TRSAN Rok							SLO								
0	0:12.8	↗ 0,1	0:03.0	↗ 0,3	0:02.4	↗ 0,4	0:02.6	↗ 0,4	0:03.8	↗ 0,5	0:28.0	24	① ② ③ ④ ⑤	P	1°	12
0	0:10.8	↑ 0,6	0:02.0	↑ 0,7	0:02.1	↑ 0,8	0:01.9	↑ 0,9	0:02.4	↑ 0,9	0:22.1	5	① ② ③ ④ ⑤	S	1°	17
0											**0:50.1**	**13**				
34	KUEHN Johannes							GER								
1	0:15.2	↗ 0,7	0:02.9	↑ 0,5	0:02.6	↑ 0,5	**0:02.3**	↑ 0,4	0:02.5	↗ 0,3	0:28.6	31	① ② ③ ● ⑤	P	1°	3
1	**0:15.2**	↖ 0,2	0:03.0	↖ 0,2	0:02.7	↖ 0,3	0:02.1	↖ 0,4	0:02.4	↑ 0,7	0:27.8	57	⑤ ④ ③ ② ●	S	1°	19
2											**0:56.4**	**42**				
35	SEPPALA Tero							FIN								
0	0:16.5	↖ 0,1	0:02.6	↖ 0,1	0:02.3	↘ 0,1	0:02.5	↖ 0,1	0:02.3	↖ 0,2	0:29.4	41	① ② ③ ④ ⑤	P	1°	6
2	**0:13.9**	↑ 0,3	0:02.6	↑ 0,1	0:02.6	↗ 0,1	0:02.0	← 0,1	**0:05.7**	↖ 0,4	0:30.1	77	● ④ ③ ② ●	S	1°	16
2											**0:59.5**	**59**				
36	LANDERTINGER Dominik							AUT								
2	**0:16.1**	↖ 0,1	0:03.5	↖ 0,4	0:03.2	↖ 0,4	**0:03.0**	↑ 0,2	0:03.2	↑ 0,3	0:32.8	78	● ② ③ ● ⑤	P	1°	4
2	0:15.4	↑ 1,1	0:02.8	↗ 1,0	0:03.3	↗ 1,3	**0:03.3**	↗ 1,4	**0:03.4**	↗ 1,5	0:31.2	84	● ● ③ ② ①	S	1°	20
4											**1:04.0**	**81**				
37	ELISEEV Matvey							RUS								
0	0:19.4	↗ 0,3	0:03.7	↗ 0,3	0:02.4	↑ 0,4	0:02.3	↑ 0,3	0:02.7	↑ 0,8	0:33.7	83	⑤ ④ ③ ② ①	P	1°	5
0	0:13.6	↑ 0,6	0:02.9	↑ 1,1	0:01.8	↑ 1,6	0:01.6	↑ 1,9	0:03.7	↑ 1,7	0:27.2	53	⑤ ④ ③ ② ①	S	1°	16
0											**1:00.9**	**66**				
38	GUZIK Grzegorz							POL								
1	**0:13.9**	↖ 1,3	0:02.6	↖ 1,2	0:01.6	↖ 1,0	0:01.9	↑ 1,0	0:01.5	↑ 1,3	0:24.7	6	⑤ ④ ③ ② ●	P	1°	11
0	0:13.5	↑ 0,8	0:02.3	↑ 0,8	0:02.1	↑ 0,7	0:01.9	↑ 0,6	0:01.9	↑ 0,4	0:23.8	12	⑤ ④ ③ ② ①	S	1°	26
1											**0:48.5**	**5**				
39	DOMBROVSKI Karol							LTU								
1	0:17.6	→ 0,8	0:02.6	→ 0,5	0:03.1	← 0,2	**0:02.8**	↖ 0,3	0:02.8	↑ 0,5	0:31.9	67	⑤ ● ③ ② ①	P	1°	13
2	0:13.9	↗ 1,5	0:02.2	↗ 1,4	0:02.4	↗ 1,3	**0:02.8**	↗ 1,2	**0:02.2**	↑ 1,0	0:25.8	37	● ● ③ ② ①	S	1°	21
3											**0:57.7**	**47**				
40	WINDISCH Dominik							ITA								
2	0:17.5	↗ 0,5	**0:03.1**	↑ 0,5	0:03.1	↑ 0,8	**0:02.7**	↖ 0,6	0:02.9	↖ 0,7	0:32.2	73	① ● ③ ● ⑤	P	1°	8
0	0:14.2	↖ 1,3	0:02.8	↑ 1,3	0:03.0	↑ 1,8	0:02.6	↑ 1,6	0:02.7	↑ 1,4	0:28.1	60	⑤ ④ ③ ② ①	S	1°	16
2											**1:00.3**	**63**				
41	JACQUELIN Emilien							FRA								
0	0:16.4	↑ 0,4	0:02.1	↑ 0,4	0:01.9	↑ 0,3	0:01.7	↑ 0,3	0:01.9	↑ 0,4	0:26.5	12	⑤ ④ ③ ② ①	P	1°	1
0	0:12.5	↑ 0,4	0:02.0	↖ 0,7	0:02.0	↖ 1,2	0:01.8	↖ 1,4	0:01.7	↖ 1,7	0:22.1	6	① ② ③ ④ ⑤	S	1°	20
0											**0:48.6**	**7**				
42	KRCMAR Michal							CZE								
0	0:19.1	↖ 0,6	0:02.0	↖ 0,7	0:01.9	↖ 0,6	0:02.0	↖ 0,5	0:02.9	↖ 0,5	0:30.5	54	⑤ ④ ③ ② ①	P	1°	7
0	0:16.0	↑ 1,7	0:02.2	↑ 1,8	0:02.1	↑ 1,5	0:03.6	↖ 0,9	0:02.5	↖ 0,8	0:29.6	73	⑤ ④ ③ ② ①	S	1°	17
0											**1:00.1**	**62**				

Licensed to: Kurvinen Targets

IBU WORLD CUP BIATHLON MEN 10 KM SPRINT

KONTIOLAHTI, FINLAND 12.3.2020 16:30

P	1S	1W	2S	2W	3S	3W	4S	4W	5S	5W	ShTm	Rnk	Sht.img.	P/S	°C	La
43	**SAMUELSSON Sebastian**							**SWE**								
0	0:14.6	↖ 0,4	0:02.8	↑ 0,4	0:02.2	↑ 0,4	0:02.0	↑ 0,5	0:02.6	↖ 0,4	0:27.1	18	① ② ③ ④ ⑤	P	1°	10
0	0:11.7	↖ 1,0	0:03.3	↖ 0,8	0:02.9	↖ 1,1	0:02.9	↖ 1,0	0:02.6	↖ 0,7	0:25.5	30	⑤ ④ ③ ② ①	S	1°	19
0											**0:52.6**	**22**				
44	**HOFER Lukas**							**ITA**								
2	**0:20.4**	↖ 0,4	**0:02.4**	← 0,1	0:05.9	← 0,2	0:02.8	↖ 0,2	0:02.5	↑ 0,3	0:36.5	89	● ● ③ ④ ⑤	P	1°	8
0	0:14.2	↑ 0,7	0:02.3	↑ 0,7	0:02.1	↑ 0,8	0:01.7	↑ 1,0	0:02.4	↑ 1,0	0:25.2	27	① ② ③ ④ ⑤	S	1°	17
2											**1:01.7**	**70**				
45	**LANGER Thierry**							**BEL**								
1	**0:15.0**	↑ 0,9	0:02.9	↑ 0,7	0:03.1	↑ 0,6	0:03.0	↑ 0,7	0:03.6	↑ 0,8	0:30.8	57	⑤ ④ ③ ② ●	P	1°	14
1	0:18.1	↖ 0,6	0:02.6	↑ 0,8	0:02.4	↑ 0,8	**0:02.6**	↑ 0,8	0:02.4	↑ 0,7	0:31.4	85	⑤ ● ③ ② ①	S	1°	20
2											**1:02.2**	**74**				
46	**PEIFFER Arnd**							**GER**								
0	0:15.2	↖ 0,1	0:03.5	↖ 0,1	0:03.1	↑ 0,1	0:02.7	↑ 0,2	0:03.0	↑ 0,1	0:30.4	52	① ② ③ ④ ⑤	P	1°	3
0	0:13.3	↑ 0,6	0:02.8	↑ 0,7	0:02.8	↑ 1,0	0:02.4	↑ 1,0	0:02.6	↑ 1,3	0:26.2	39	① ② ③ ④ ⑤	S	1°	19
0											**0:56.6**	**43**				
47	**GARANICHEV Evgeniy**							**RUS**								
0	0:12.6	↖ 0,7	0:02.4	↖ 0,7	0:02.4	↖ 0,6	0:02.3	↑ 0,4	0:02.4	↖ 0,2	0:25.2	7	⑤ ④ ③ ② ①	P	1°	5
1	0:13.3	↖ 0,4	0:02.3	← 0,5	0:04.3	← 0,7	0:02.1	↙ 0,4	**0:02.1**	↙ 0,5	0:26.9	48	● ④ ③ ② ①	S	1°	21
1											**0:52.1**	**16**				
48	**FINELLO Jeremy**							**SUI**								
0	0:20.2	↑ 1,0	0:03.2	↑ 0,9	0:02.8	↑ 0,7	0:02.9	↑ 0,7	0:03.4	↑ 0,7	0:36.3	88	① ② ③ ④ ⑤	P	1°	13
1	0:13.3	→ 0,1	0:02.8	↓ 0,1	0:02.8	↙ 0,4	**0:02.5**	← 0,7	0:02.7	← 1,0	0:27.1	51	⑤ ● ③ ② ①	S	1°	27
1											**1:03.4**	**77**				
49	**FOURCADE Martin**							**FRA**								
0	0:16.2	← 0,2	0:03.8	↖ 0,2	0:02.7	← 0,2	0:02.7	← 0,7	0:03.8	← 1,0	0:32.0	70	⑤ ④ ③ ② ①	P	1°	1
0	0:12.5	← 0,1	0:03.2	← 0,2	0:02.5	← 0,2	0:02.6	↖ 0,2	0:02.4	↖ 0,3	0:26.5	43	⑤ ④ ③ ② ①	S	1°	18
0											**0:58.5**	**54**				
50	**CHENG Fangming**							**CHN**								
1	0:22.7	← 0,2	0:03.7	↖ 0,2	0:03.1	↖ 0,2	**0:02.9**	↖ 0,3	0:02.9	↖ 0,5	0:38.2	93	① ② ③ ● ⑤	P	1°	11
0	0:18.3	↑ 1,0	0:02.1	↑ 0,9	0:01.9	↑ 0,9	0:01.6	↑ 0,8	0:01.9	↖ 0,5	0:28.1	62	① ② ③ ④ ⑤	S	1°	26
1											**1:06.3**	**86**				
51	**WIESTNER Serafin**							**SUI**								
0	0:14.4	↑ 0,7	0:02.3	↑ 0,5	0:02.0	↑ 0,3	0:01.9	↑ 0,1	0:04.6	← 0,1	0:28.3	28	① ② ③ ④ ⑤	P	1°	13
3	0:15.6	↖ 1,0	0:02.7	↖ 0,9	**0:05.9**	↖ 0,5	**0:02.7**	↖ 0,6	**0:06.9**	↑ 0,2	0:37.1	98	● ● ● ② ①	S	1°	17
3											**1:05.4**	**84**				
52	**MORAVEC Ondrej**							**CZE**								
0	0:16.9	↑ 0,3	0:03.0	↑ 0,5	0:02.6	↑ 0,9	0:02.9	↑ 0,8	0:02.7	↑ 0,9	0:30.5	53	⑤ ④ ③ ② ①	P	1°	7
0	0:14.4	↖ 0,4	0:02.7	↑ 0,2	0:02.9	↘ 0,4	0:02.7	↗ 0,4	0:02.2	↗ 0,9	0:27.5	55	⑤ ④ ③ ② ①	S	1°	18
0											**0:58.0**	**48**				

Licensed to: Kurvinen Targets

IBU WORLD CUP BIATHLON MEN 10 KM SPRINT

KONTIOLAHTI, FINLAND 12.3.2020 16:30

P	1S	1W	2S	2W	3S	3W	4S	4W	5S	5W	ShTm	Rnk	Sht.img.	P/S	°C	La
53	FILLON MAILLET Quent							FRA								
0	0:16.5	↖ 0,6	0:02.7	↖ 0,6	0:02.7	↖ 1,9	0:02.5	↑ 2,6	0:02.6	↑ 2,2	0:29.8	44	① ② ③ ④ ⑤	P	1°	1
0	0:12.3	↖ 0,5	0:04.0	↖ 0,2	0:02.7	↘ 0,3	0:02.3	→ 0,5	0:02.4	↗ 0,6	0:25.5	31	① ② ③ ④ ⑤	S	1°	20
0											**0:55.3**	**33**				
54	BURNOTTE Jules							CAN								
2	0:18.6	↑ 1,1	**0:02.2**	↗ 0,9	**0:02.5**	↗ 1,3	0:02.5	↗ 1,4	0:02.6	↗ 1,4	0:31.4	65	⑤ ④ ● ● ①	P	1°	11
1	0:13.5	↑ 1,7	0:02.2	↑ 1,7	0:02.1	↑ 1,6	0:01.9	↑ 1,3	**0:02.3**	↑ 1,4	0:25.3	28	● ④ ③ ② ①	S	1°	16
3											**0:56.7**	**44**				
55	SEMENOV Sergii							UKR								
2	**0:14.5**	↑ 1,5	0:02.8	↑ 1,6	0:02.5	↑ 1,3	0:02.5	↗ 1,3	**0:02.5**	↗ 1,0	0:28.0	25	● ④ ③ ② ●	P	1°	6
2	0:11.8	↖ 0,8	0:02.8	↖ 0,9	**0:02.0**	↖ 0,8	0:02.1	↖ 0,6	**0:02.3**	↖ 0,5	0:24.3	19	① ② ● ④ ●	S	1°	18
4											**0:52.3**	**18**				
56	SIMA Michal							SVK								
0	0:14.6	↑ 0,4	0:02.9	↑ 0,3	0:02.8	↑ 0,4	0:02.7	↖ 0,8	0:02.8	↖ 1,4	0:29.1	39	① ② ③ ④ ⑤	P	1°	14
3	**0:16.7**	↑ 0,8	**0:02.5**	↖ 0,7	0:04.8	↖ 0,8	0:03.1	↖ 0,6	**0:02.6**	↖ 0,4	0:32.5	91	● ● ③ ④ ●	S	1°	19
3											**1:01.6**	**69**				
57	FRATZSCHER Lucas							GER								
0	0:15.9	↑ 2,2	0:03.4	↑ 2,7	0:03.4	↑ 2,3	0:02.8	↑ 1,9	0:03.0	↑ 1,6	0:31.0	60	① ② ③ ④ ⑤	P	1°	5
1	0:12.9	↖ 0,2	0:02.2	↖ 0,1	**0:02.2**	↖ 0,1	0:02.2	↙ 0,1	0:03.6	↓ 0,1	0:25.1	26	⑤ ④ ● ② ①	S	1°	20
1											**0:56.1**	**41**				
58	PORSHNEV Nikita							RUS								
2	0:14.7	↑ 0,6	0:02.5	↗ 0,5	0:02.6	↗ 0,7	**0:02.6**	↑ 0,9	**0:02.3**	↗ 0,8	0:28.7	33	● ● ③ ② ①	P	1°	5
0	0:14.4	↑ 1,5	0:02.5	↑ 1,4	0:02.3	↑ 1,1	0:04.2	↑ 1,5	0:02.2	↑ 1,8	0:26.8	47	⑤ ④ ③ ② ①	S	1°	19
2											**0:55.5**	**35**				
59	KOMATZ David							AUT								
1	0:17.6	↖ 0,3	**0:02.7**	↖ 0,3	0:02.9	↖ 0,5	0:02.9	↖ 0,6	0:02.5	↖ 0,5	0:32.1	72	① ● ③ ④ ⑤	P	1°	4
0	0:16.8	↑ 1,7	0:02.5	↑ 1,8	0:02.5	↑ 1,8	0:02.7	↑ 1,4	0:02.8	↑ 1,2	0:30.2	78	① ② ③ ④ ⑤	S	1°	16
1											**1:02.3**	**75**				
60	TAMBORNINO Eligius							SUI								
1	0:15.5	↖ 0,5	0:03.8	↖ 0,5	**0:02.8**	↑ 0,5	0:02.4	↖ 0,5	0:02.3	↖ 0,6	0:30.1	49	⑤ ④ ● ② ①	P	1°	13
2	0:12.8	↑ 0,5	**0:03.3**	↑ 0,4	0:02.7	↑ 0,5	**0:02.7**	↑ 0,5	0:02.9	↑ 0,6	0:28.2	63	⑤ ● ③ ● ①	S	1°	17
3											**0:58.3**	**52**				
61	TKALENKO Ruslan							UKR								
1	0:14.2	→ 0,6	0:02.0	↗ 0,5	**0:01.8**	↑ 0,8	0:02.1	↑ 1,2	0:02.2	↑ 1,3	0:25.3	8	⑤ ④ ● ② ①	P	1°	6
1	0:12.8	↗ 0,6	0:02.0	↑ 0,6	0:01.9	↑ 0,5	**0:02.2**	↖ 0,3	0:03.1	↖ 0,4	0:24.0	15	⑤ ● ③ ② ①	S	1°	27
2											**0:49.3**	**10**				
62	DOVZAN Miha							SLO								
0	0:13.7	↑ 0,7	0:02.7	↑ 0,6	0:02.5	↑ 0,9	0:03.0	↑ 1,0	0:02.9	↑ 1,3	0:27.3	20	⑤ ④ ③ ② ①	P	1°	12
0	0:10.5	↑ 1,0	0:01.9	↑ 1,0	0:02.6	↑ 0,9	0:02.9	↑ 1,0	0:04.1	↗ 0,7	0:24.6	23	⑤ ④ ③ ② ①	S	1°	18
0											**0:51.9**	**15**				

Licensed to: Kurvinen Targets

IBU WORLD CUP BIATHLON MEN 10 KM SPRINT

KONTIOLAHTI, FINLAND 12.3.2020 16:30

P	1S	1W	2S	2W	3S	3W	4S	4W	5S	5W	ShTm	Rnk	Sht.img.	P/S	°C	La
63	**YAN Xingyuan**							**CHN**								
1	0:17.6	↑ 0,5	**0:03.3**	↑ 0,4	0:02.7	↑ 0,1	0:03.0	↑ 0,1	0:03.0	↑ 0,1	0:32.9	79	① ● ③ ④ ⑤	P	1°	15
1	0:15.9	↖ 1,1	0:03.1	↑ 1,2	**0:02.7**	↑ 1,8	0:03.6	↑ 1,9	0:04.0	↑ 1,3	0:32.6	92	● ⑤ ④ ② ①	S	1°	29
2											**1:05.5**	**85**				
65	**ANGELIS Apostolos**							**GRE**								
1	0:22.7	← 0,7	0:02.4	← 0,5	0:03.5	↖ 0,4	0:02.6	↖ 0,5		↓ 0,0	0:35.0	85	① ② ● ③ ④	P	1°	13
3	0:17.3	↖ 0,5	0:03.5	↖ 0,7	**0:02.7**	↖ 0,6	**0:03.8**	↑ 0,5	**0:02.8**	↑ 0,7	0:34.2	95	① ② ● ● ●	S	1°	28
4											**1:09.2**	**94**				
66	**DESTHIEUX Simon**							**FRA**								
0	0:17.0	↑ 1,6	0:03.9	↑ 1,4	0:02.3	↖ 1,5	0:02.5	↑ 1,6	0:02.2	↑ 1,6	0:30.9	59	⑤ ④ ③ ② ①	P	1°	1
0	0:12.0	↑ 0,1	0:02.7	↑ 0,2	0:02.5	↗ 0,1	0:02.1	↗ 0,1	0:01.7	↖ 0,1	0:24.6	22	⑤ ④ ③ ② ①	S	1°	17
0											**0:55.5**	**38**				
67	**BARTKO Simon**							**SVK**								
1	0:16.8	↑ 0,7	0:02.6	↑ 0,5	0:02.4	↑ 0,4	**0:02.2**	↑ 0,5	0:02.4	↑ 0,8	0:30.3	51	① ② ③ ● ⑤	P	1°	14
1	0:16.5	↑ 1,2	0:02.1	↑ 0,8	0:01.7	↑ 0,4	0:01.7	↖ 0,4	**0:02.0**	↖ 0,7	0:25.4	29	① ② ③ ④ ●	S	1°	19
2											**0:55.7**	**39**				
68	**KAUKENAS Tomas**							**LTU**								
1	0:15.4	↑ 1,1	0:02.3	↖ 1,4	0:02.2	↖ 1,3	**0:02.2**	↖ 1,0	0:02.8	↖ 1,0	0:29.4	40	⑤ ● ③ ② ①	P	1°	15
0	0:15.6	↖ 0,9	0:05.1	↖ 1,0	0:02.3	↑ 1,1	0:02.4	↑ 1,5	0:02.3	↑ 1,5	0:30.6	83	⑤ ④ ③ ② ①	S	1°	20
1											**1:00.0**	**60**				
69	**ZAHKNA Rene**							**EST**								
0	0:18.6	↗ 1,2	0:03.5	↑ 1,4	0:03.6	↑ 1,0	0:03.7	↗ 0,7	0:03.7	↗ 0,7	0:36.1	87	⑤ ④ ③ ② ①	P	1°	14
0	0:13.9	↖ 0,5	0:03.4	↖ 0,5	0:03.1	↖ 0,3	0:03.4	↑ 0,1	0:03.8	↘ 0,2	0:30.5	81	⑤ ④ ③ ② ①	S	1°	22
0											**1:06.6**	**89**				
70	**PUCHIANU Cornel**							**ROU**								
0	0:16.3	← 0,4	0:02.4	↖ 0,2	0:02.2	↖ 0,2	0:02.2	↖ 0,2	0:02.4	↖ 0,2	0:28.8	34	① ② ③ ④ ⑤	P	1°	8
0	0:14.5	↘ 0,2	0:02.1	↘ 0,2	0:02.4	→ 0,3	0:01.9	→ 0,3	0:02.4	↗ 0,3	0:25.5	32	① ② ③ ④ ⑤	S	1°	21
0											**0:54.3**	**29**				
71	**GIACOMEL Tommaso**							**ITA**								
1	**0:16.1**	↗ 0,4	0:03.1	↑ 0,4	0:02.7	↗ 0,3	0:02.9	↑ 0,2	0:02.8	↗ 0,4	0:30.8	58	⑤ ④ ③ ② ●	P	1°	6
1	0:10.8	↑ 1,2	**0:02.1**	↑ 1,5	0:02.3	↗ 1,6	0:01.8	↑ 1,3	0:02.4	↑ 1,2	0:23.2	9	⑤ ④ ③ ● ①	S	1°	16
2											**0:54.0**	**27**				
72	**NELIN Jesper**							**SWE**								
0	0:14.9	↖ 0,2	0:02.4	↖ 0,2	0:02.3	↖ 0,2	0:02.1	← 0,3	0:02.1	← 0,3	0:27.0	17	① ② ③ ④ ⑤	P	1°	10
0	0:16.2	↑ 1,7	0:02.6	↑ 1,3	0:02.3	↑ 1,2	0:02.1	↑ 1,0	0:01.9	↑ 1,3	0:28.5	64	⑤ ④ ③ ② ①	S	1°	18
0											**0:55.5**	**36**				
73	**OZAKI Kosuke**							**JPN**								
1	**0:16.3**	↑ 0,9	0:03.0	↖ 0,7	0:03.6	↖ 0,9	0:02.5	↖ 0,8	0:02.7	↖ 0,6	0:30.8	56	● ② ③ ④ ⑤	P	1°	11
1	0:13.6	↑ 1,0	0:02.1	↑ 1,1	0:01.9	↑ 0,9	**0:01.7**	↑ 0,9	0:02.1	↑ 0,8	0:24.5	21	① ② ③ ● ⑤	S	1°	17
2											**0:55.3**	**32**				

BIATHLON TARGET SYSTEM
KURVINEN

COMPETITION SHOOTING RESULTS

The Best for Biathlon Sport since 1979
www.biathlontargets.com

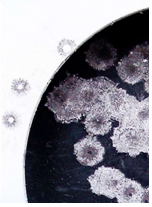

Licensed to: Kurvinen Targets

IBU WORLD CUP BIATHLON MEN 10 KM SPRINT

KONTIOLAHTI, FINLAND 12.3.2020 16:30

P	1S	1W	2S	2W	3S	3W	4S	4W	5S	5W	ShTm	Rnk	Sht.img.	P/S	°C	La
74	CLAUDE Fabien							FRA								
0	0:16.8	↑ 1,9	0:03.1	↑ 1,8	0:01.9	↑ 1,6	0:01.8	↑ 1,3	0:02.1	↑ 1,5	0:28.3	29	⑤④③②①	P	1°	1
0	0:16.8	↑ 0,8	0:01.5	↑ 0,8	0:01.3	↖ 0,7	0:01.3	↖ 0,8	0:01.6	↖ 0,7	0:24.5	20	⑤④③②①	S	1°	19
0											**0:52.8**	**23**				
75	TACHIZAKI Mikito							JPN								
1	**0:13.3**	↑ 0,8	0:02.8	↑ 1,0	0:02.4	↑ 0,7	0:02.3	↑ 0,6	0:02.1	↑ 0,6	0:25.7	9	⑤④③②●	P	1°	8
0	0:09.3	↖ 0,6	0:02.1	↖ 0,5	0:01.8	↖ 0,4	0:01.6	↖ 0,3	0:01.8	↑ 0,5	0:18.9	1	⑤④③②①	S	1°	18
1											**0:44.6**	**1**				
76	BOCHARNIKOV Sergey							BLR								
0	0:12.4	↑ 0,7	0:02.6	↑ 0,6	0:03.3	↑ 0,6	0:04.5	↗ 0,4	0:03.7	↑ 0,4	0:29.4	42	⑤④③②①	P	1°	9
0	0:13.2	↑ 1,1	0:01.8	↖ 1,0	0:01.9	↑ 1,2	0:01.7	↑ 1,3	0:01.8	↑ 1,4	0:23.7	11	⑤④③②①	S	1°	18
0											**0:53.1**	**24**				
77	STVRTECKY Jakub							CZE								
1	0:17.8	↑ 0,9	0:03.2	↑ 0,7	0:04.0	↖ 0,9	**0:03.0**	↖ 1,0	0:03.1	↖ 0,9	0:33.7	82	①②③●⑤	P	1°	7
2	0:12.9	↗ 1,0	0:03.1	↗ 1,2	**0:05.1**	↗ 1,5	**0:03.8**	↗ 2,1	0:07.1	↗ 1,5	0:35.4	96	⑤●●②①	S	1°	18
3											**1:09.1**	**93**				
78	SZCZUREK Lukasz							POL								
0	0:15.5	↑ 0,4	0:02.6	↑ 0,5	0:02.6	↑ 0,4	0:02.2	↑ 0,6	0:02.0	↑ 0,6	0:29.0	36	①②③④⑤	P	1°	14
2	**0:17.8**	↗ 2,2	**0:02.7**	↗ 2,0	0:02.5	↗ 1,6	0:02.4	↑ 1,4	0:02.2	↑ 1,1	0:31.7	86	●●③④⑤	S	1°	19
2											**1:00.7**	**65**				
79	SINAPOV Anton							BUL								
0	0:18.1	↑ 0,8	0:02.3	↗ 0,7	0:02.2	↗ 0,9	0:02.6	↑ 1,0	0:02.5	↑ 0,9	0:31.2	62	①②③④⑤	P	1°	15
4	0:14.5	↖ 0,8	**0:01.8**	↖ 0,7	**0:01.9**	↖ 0,8	**0:02.4**	↖ 1,0	**0:03.1**	↖ 1,1	0:27.0	49	①●●●●	S	1°	20
4											**0:58.2**	**50**				
80	SIRIK Sergey							KAZ								
2	**0:16.7**	↖ 0,4	0:03.9	↖ 0,4	**0:02.8**	↑ 0,3	0:03.0	↑ 0,5	0:02.9	↑ 0,6	0:32.5	74	●②●④⑤	P	1°	15
3	**0:14.3**	↑ 0,6	**0:02.5**	↑ 0,7	0:04.4	↑ 0,3	**0:02.3**	↑ 0,3	0:02.2	↑ 0,4	0:29.3	72	●●③●⑤	S	1°	18
5											**1:01.8**	**71**				
81	PATRIJUKS Aleksandrs							LAT								
0	0:15.6	↑ 0,4	0:02.3	↗ 0,4	0:02.0	↑ 0,4	0:02.0	↑ 0,5	0:02.0	↑ 0,4	0:27.2	19	⑤④③②①	P	1°	12
1	**0:15.9**	↑ 0,6	0:02.4	↑ 0,4	0:01.9	↑ 0,2	0:01.9	↖ 0,1	0:02.1	↑ 0,3	0:26.8	44	⑤④③②●	S	1°	19
1											**0:54.0**	**28**				
82	MUKHIN Alexandr							KAZ								
1	0:15.2	↗ 0,1	0:02.4	↖ 0,1	0:02.4	↖ 0,1	**0:01.9**	↖ 0,1	0:02.4	↑ 0,3	0:28.0	23	①②③●⑤	P	1°	15
2	**0:11.3**	↑ 0,5	0:01.9	↑ 0,5	0:02.1	↑ 0,7	0:02.0	↑ 0,6	**0:01.7**	↑ 0,6	0:22.5	8	②③④●●	S	1°	17
3											**0:50.5**	**14**				
83	ERMITS Kalev							EST								
0	0:17.3	↑ 1,6	0:02.3	↑ 1,4	0:02.1	↑ 0,9	0:01.8	↑ 0,6	0:01.7	↗ 0,4	0:28.0	26	⑤④③②①	P	1°	12
0	0:14.3	↗ 0,8	0:03.0	↗ 0,9	0:02.5	↑ 1,0	0:02.4	↑ 1,0	0:02.3	↑ 0,9	0:27.5	54	⑤④③②①	S	1°	22
0											**0:55.5**	**37**				

BIATHLON TARGET SYSTEM
KURVINEN
The Best for Biathlon Sport since 1979

biathlon competition
shooting results

BIATHLON TARGET SYSTEM
KURVINEN

COMPETITION SHOOTING RESULTS

The Best for Biathlon Sport since 1979
www.biathlontargets.com

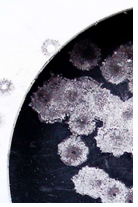

Licensed to: Kurvinen Targets

IBU WORLD CUP BIATHLON MEN 10 KM SPRINT

KONTIOLAHTI, FINLAND 12.3.2020 16:30

P	1S	1W	2S	2W	3S	3W	4S	4W	5S	5W	ShTm	Rnk	Sht.img.	P/S	°C	La
84	**CRNKOVIC Kresimir**							**CRO**								
1	0:21.9	↑ 1,2	0:03.1	↑ 1,1	**0:02.9**	↑ 1,0	0:03.5	↑ 0,8	0:04.0	↑ 0,4	0:39.4	95	① ② ● ④ ⑤	P	1°	14
1	0:15.7	↑ 0,9	**0:03.1**	↑ 0,8	0:02.8	↗ 0,6	0:02.7	↗ 0,6	0:02.6	↗ 0,4	0:30.4	79	① ● ③ ④ ⑤	S	1°	22
2											**1:09.8**	**95**				
85	**HIIDENSALO Olli**							**FIN**								
0	0:16.5	↖ 2,5	0:03.3	↖ 2,6	0:02.3	↖ 2,6	0:02.4	↖ 2,7	0:02.5	↖ 2,6	0:30.0	47	⑤ ④ ③ ② ①	P	1°	10
3	0:19.0	↑ 0,6	**0:01.9**	↑ 0,9	**0:02.0**	↑ 1,1	**0:02.1**	↑ 1,1	0:03.5	↑ 1,0	0:30.0	76	● ⑤ ● ● ①	S	1°	23
3											**1:00.0**	**61**				
87	**RASTIC Damir**							**SRB**								
1	0:14.2	↗ 1,0	0:02.4	↗ 1,1	0:02.5	↗ 0,5	**0:02.3**	↗ 1,1	0:03.4	↗ 1,5	0:27.7	22	① ② ③ ● ⑤	P	1°	14
3	**0:13.9**	↗ 1,9	**0:03.3**	↑ 1,7	**0:03.1**	↑ 1,5	0:09.4	↑ 1,3	0:02.4	↑ 1,5	0:35.5	97	● ● ④ ⑤ ●	S	1°	23
4											**1:03.2**	**76**				
88	**NEDZA-KUBINIEC Andrz**							**POL**								
1	0:13.9	↑ 0,5	0:02.1	↑ 0,5	0:02.5	↑ 0,3	**0:01.8**	↑ 0,3	0:02.0	↑ 0,2	0:24.6	5	① ② ③ ● ⑤	P	1°	10
1	**0:13.3**	↗ 1,2	0:01.9	↑ 0,9	0:01.9	↑ 0,7	0:01.5	↑ 0,9	0:02.3	↑ 0,8	0:24.0	13	● ② ③ ④ ⑤	S	1°	18
2											**0:48.6**	**6**				
89	**JAKOB Patrick**							**AUT**								
3	**0:17.8**	↑ 0,3	**0:03.3**	↑ 0,6	0:10.1	↖ 0,6	0:03.3	↖ 0,6	**0:03.3**	↑ 0,9	0:41.1	96	● ④ ③ ● ●	P	1°	4
0	0:14.6	← 0,6	0:04.3	← 0,5	0:03.1	↖ 0,4	0:03.0	↖ 0,4	0:02.9	↖ 0,6	0:30.6	82	⑤ ④ ③ ② ①	S	1°	28
3											**1:11.7**	**96**				
90	**SLOTINS Roberts**							**LAT**								
0	0:19.2	↖ 0,8	0:02.8	← 0,8	0:02.5	← 0,8	0:02.6	↖ 0,7	0:03.1	↖ 0,5	0:33.4	81	⑤ ④ ③ ② ①	P	1°	14
2	**0:14.7**	→ 0,5	**0:02.9**	→ 0,3	0:04.3	↖ 0,3	0:02.8	↖ 0,4	0:02.9	↖ 0,4	0:30.5	80	⑤ ④ ③ ● ●	S	1°	17
2											**1:03.9**	**80**				
91	**BAISHO Kazuki**							**JPN**								
1	0:25.2	↗ 0,3	**0:03.4**	↗ 0,8	0:03.2	↗ 1,2	0:03.0	↑ 1,3	0:03.3	↑ 1,3	0:41.1	97	⑤ ④ ③ ● ①	P	1°	3
4	**0:18.1**	↖ 2,0	**0:03.0**	↖ 1,3	0:03.0	↖ 1,6	**0:02.8**	↖ 1,6	**0:02.8**	↖ 1,7	0:34.1	94	● ● ③ ● ●	S	1°	16
5											**1:15.2**	**99**				
92	**FEMLING Peppe**							**SWE**								
2	0:14.8	↗ 0,5	0:03.9	↗ 0,3	**0:02.6**	↗ 0,9	0:02.8	↗ 1,3	**0:02.9**	↑ 1,3	0:29.6	43	● ④ ● ② ①	P	1°	10
1	0:13.2	↖ 0,5	**0:03.1**	↖ 0,4	0:03.0	↖ 0,5	0:02.3	↖ 0,5	0:02.4	↑ 0,7	0:27.1	50	⑤ ④ ③ ● ①	S	1°	29
3											**0:56.7**	**45**				
93	**KHALILI Said Karimul**							**RUS**								
0	0:17.3	↑ 1,6	0:02.8	↖ 1,6	0:02.8	↑ 2,0	0:02.8	↑ 1,8	0:03.4	↖ 2,1	0:31.8	66	① ② ③ ④ ⑤	P	1°	5
1	0:12.5	← 0,5	0:03.0	← 0,6	0:02.1	← 0,7	**0:02.2**	← 0,6	0:02.4	↖ 0,5	0:24.2	18	① ② ③ ● ⑤	S	1°	27
1											**0:56.0**	**40**				
94	**BUTA George**							**ROU**								
0	0:15.5	↑ 0,5	0:02.4	↑ 0,7	0:02.3	↑ 0,7	0:02.2	↖ 1,2	0:02.3	↖ 1,3	0:27.5	21	⑤ ④ ③ ② ①	P	1°	12
1	**0:12.7**	↖ 0,8	0:03.8	↑ 0,6	0:03.1	↑ 0,7	0:02.6	↓ 0,0	0:11.9	↑ 0,5	0:37.3	99	⑤ ④ ③ ② ●	S	1°	18
1											**1:04.8**	**83**				

Licensed to: Kurvinen Targets

IBU WORLD CUP BIATHLON MEN 10 KM SPRINT

KONTIOLAHTI, FINLAND 12.3.2020 16:30

P	1S	1W	2S	2W	3S	3W	4S	4W	5S	5W	ShTm	Rnk	Sht.img.	P/S	°C	La
95 DUDCHENKO Anton								**UKR**								
0	0:14.0	↑ 1,0	0:02.0	↑ 0,8	0:02.3	↑ 0,5	0:03.0	↑ 0,4	0:02.3	↑ 0,4	0:26.9	15	⑤④③②①	P	1°	6
1	0:12.9	↑ 0,5	0:03.2	↑ 0,7	0:02.6	↑ 0,7	**0:02.8**	↑ 0,7	0:02.8	↑ 1,0	0:26.8	46	⑤●③②①	S	1°	19
1											**0:53.7**	**26**				
96 KRUPCIK Tomas								**CZE**								
1	0:16.2	↖ 0,5	0:02.2	↑ 0,6	0:02.5	↑ 0,5	0:02.3	↑ 0,5	**0:02.0**	↑ 0,5	0:28.3	27	①②③④●	P	1°	7
2	0:14.9	↗ 0,9	0:02.0	↗ 0,8	0:02.0	→ 1,0	**0:01.5**	→ 1,0	**0:01.7**	↗ 0,9	0:24.1	17	①②③●●	S	1°	20
3											**0:52.4**	**21**				
97 RAENKEL Raido								**EST**								
1	0:17.2	↑ 1,2	0:03.9	↖ 0,9	0:03.1	↖ 0,7	0:03.0	↖ 0,9	**0:03.5**	↖ 1,0	0:34.2	84	●④③②①	P	1°	15
0	0:17.7	← 0,1	0:05.2	↓ 0,2	0:01.8	↓ 0,3	0:02.2	↘ 0,2	0:02.0	→ 0,4	0:32.2	90	⑤④③②①	S	1°	17
1											**1:06.4**	**87**				
98 VARABEI Maksim								**BLR**								
2	0:17.6	↖ 0,3	**0:03.6**	↑ 0,4	0:05.4	↗ 0,9	**0:03.0**	↗ 0,9	0:06.3	↑ 1,1	0:38.8	94	⑤●③●①	P	1°	9
2	0:15.5	↑ 0,6	**0:02.4**	↑ 0,3	0:02.0	↖ 0,3	**0:02.2**	← 0,5	0:02.2	← 0,6	0:28.1	61	⑤●③●①	S	1°	18
4											**1:06.9**	**90**				
99 BALOGA Matej								**SVK**								
1	0:17.1	↑ 0,6	**0:04.1**	↑ 0,5	0:03.0	↑ 0,5	0:02.8	↑ 0,6	0:02.7	↑ 0,6	0:33.4	80	⑤④③●①	P	1°	13
2	**0:16.8**	↑ 0,3	0:05.4	→ 0,6	0:05.2	↗ 1,2	**0:03.6**	↗ 0,7	0:03.9	↗ 0,5	0:38.8	100	⑤●③②●	S	1°	17
3											**1:12.2**	**97**				
100 JAEGER Martin								**SUI**								
0	0:18.7	↗ 1,0	0:02.6	↑ 0,8	0:02.2	↑ 0,7	0:02.4	↑ 0,7	0:02.6	↑ 0,5	0:30.7	55	⑤④③②①	P	1°	11
2	**0:18.2**	← 0,5	**0:01.9**	← 0,6	0:02.2	← 0,6	0:01.8	← 0,5	0:01.8	← 0,4	0:28.0	58	⑤④③●●	S	1°	19
2											**0:58.7**	**55**				
101 BELETSKIY Danil								**KAZ**								
2	**0:35.5**	↖ 1,7	0:04.0	↖ 1,4	0:05.0	↑ 1,6	**0:07.8**	↑ 1,6	0:06.6	↑ 0,9	1:03.2	100	●②③●⑤	P	1°	15
1	0:13.1	↙ 0,1	0:04.1	← 0,4	0:03.0	← 0,5	**0:04.5**	↖ 0,3	0:04.1	↑ 0,6	0:31.8	88	⑤●③②①	S	1°	19
3											**1:35.0**	**100**				
102 RANTA Jaakko								**FIN**								
0	0:14.7	↑ 1,6	0:02.4	↑ 1,5	0:01.9	↗ 1,8	0:02.4	↑ 1,9	0:02.0	↑ 1,4	0:26.6	13	①②③④⑤	P	1°	6
1	0:12.1	→ 0,8	0:01.7	→ 0,9	0:01.8	→ 0,7	0:01.5	→ 0,5	**0:01.4**	↗ 0,4	0:20.6	2	●④③②①	S	1°	19
1											**0:47.2**	**3**				
103 GERDZHIKOV Dimitar								**BUL**								
2	**0:16.9**	↑ 1,0	0:02.6	↖ 0,9	0:02.8	↖ 0,5	**0:02.7**	↖ 0,7	0:02.5	↖ 1,1	0:30.2	50	⑤●③②●	P	1°	3
0	0:16.8	← 0,1	0:02.3	↖ 0,1	0:02.1	↑ 0,1	0:02.1	↑ 0,1	0:01.8	↖ 0,1	0:28.0	59	⑤④③②①	S	1°	18
2											**0:58.2**	**49**				
104 BIONAZ Didier								**ITA**								
0	0:16.0	↖ 1,5	0:02.8	↖ 1,8	0:02.8	↖ 1,7	0:03.4	↖ 1,1	0:03.2	↖ 1,2	0:31.2	61	①②③④⑤	P	1°	8
0	0:19.1	↑ 0,3	0:02.8	↑ 0,3	0:02.6	↖ 0,2	0:02.5	↑ 0,2	0:02.8	↖ 0,1	0:33.4	93	⑤④③②①	S	1°	17
0											**1:04.6**	**82**				

Licensed to: Kurvinen Targets

IBU WORLD CUP BIATHLON MEN 10 KM SPRINT
KONTIOLAHTI, FINLAND 12.3.2020 16:30
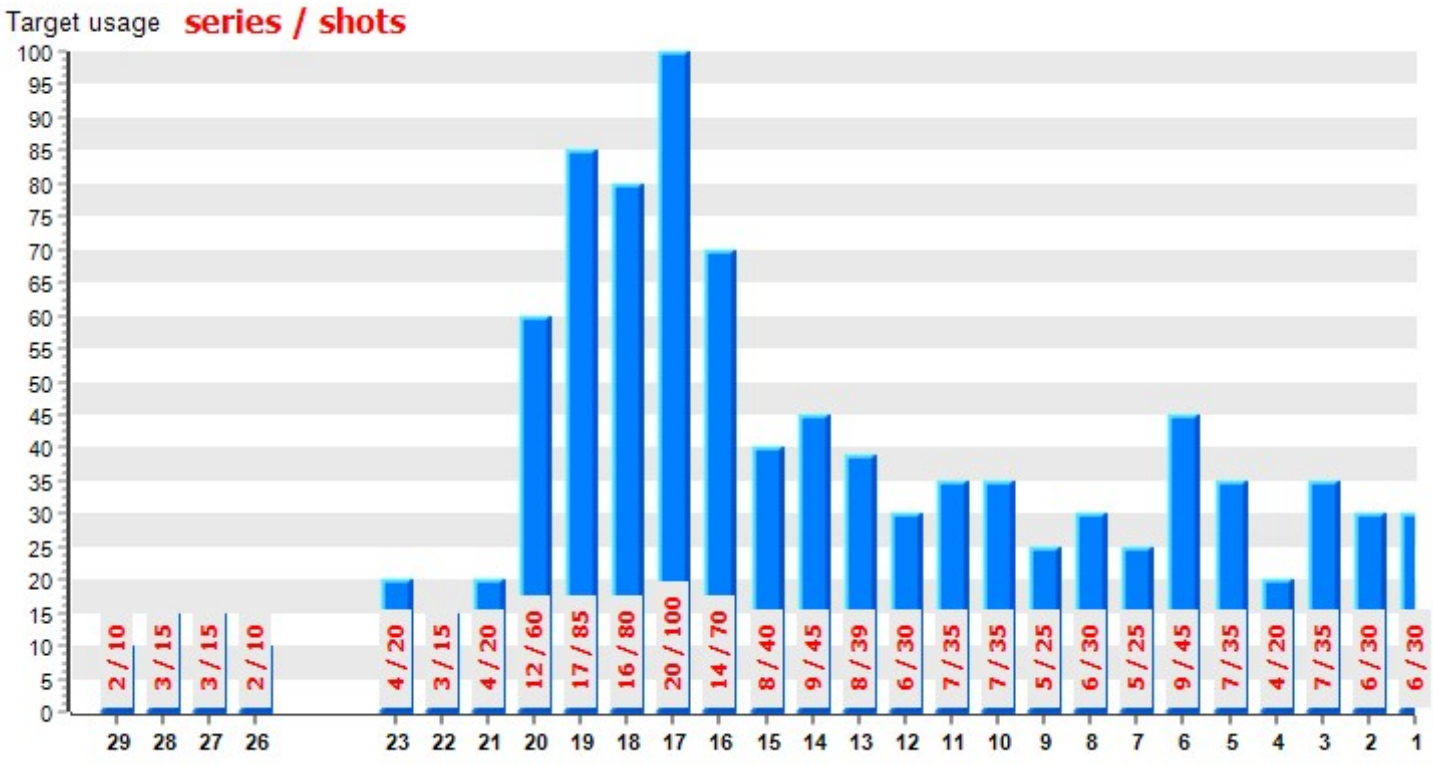
Total shots recorded:	999, missed shots:	165	=>	16,52 %
Prone shots recorded:	499, missed shots:	67	=>	13,43 %
Standing shots recorded:	500, missed shots:	98	=>	19,6 %