



HOCHFILZEN

14 - 20 DEC 2020

RESULTS

MEN 10KM SPRINT

BIATHLON STADIUM HOCHFILZEN
THU 17 DEC 2020

START TIME: 14:15
END TIME: 15:36

Rank	Bib	Name	Nat	P	S	T	Result	Behind	WC	NC
1	39	LAEGREID Sturla Holm	NOR	0	0	0	23:04.9	0.0	60	160
2	41	DALE Johannes	NOR	0	0	0	23:12.8	+7.9	54	154
3	44	BOE Johannes Thingnes	NOR	2	0	2	23:24.8	+19.9	48	148
4	56	CHRISTIANSEN Vetle Sjaastad	NOR	1	0	1	23:47.4	+42.5	43	
5	94	SAMUELSSON Sebastian	SWE	0	0	0	23:49.8	+44.9	40	140
6	42	PIDRUCHNYI Dmytro	UKR	0	0	0	23:56.2	+51.3	38	138
7	21	FILLON MAILLET Quentin	FRA	1	0	1	23:57.2	+52.3	36	136
8	23	JACQUELIN Emilien	FRA	0	1	1	24:01.0	+56.1	34	134
9	100	PONSILUOMA Martin	SWE	1	0	1	24:02.9	+58.0	32	132
10	11	EBERHARD Julian	AUT	0	1	1	24:06.8	+1:01.9	31	131
11	27	FAK Jakov	SLO	0	1	1	24:09.4	+1:04.5	30	130
12	3	CLAUDE Fabien	FRA	0	1	1	24:12.1	+1:07.2	29	129
13	65	GARANICHEV Evgeniy	RUS	0	0	0	24:14.8	+1:09.9	28	128
14	74	BOE Tarjei	NOR	0	2	2	24:16.3	+1:11.4	27	
15	9	HOFER Lukas	ITA	0	1	1	24:16.5	+1:11.6	26	126
16	5	WEGER Benjamin	SUI	0	1	1	24:21.6	+1:16.7	25	125
17	18	LOGINOV Alexander	RUS	1	1	2	24:26.2	+1:21.3	24	124
18	29	DESTHIEUX Simon	FRA	0	1	1	24:28.2	+1:23.3	23	
19	84	NELIN Jesper	SWE	0	2	2	24:28.6	+1:23.7	22	122
20	49	DUDCHENKO Anton	UKR	0	0	0	24:32.3	+1:27.4	21	121
21	51	KOMATZ David	AUT	0	0	0	24:35.3	+1:30.4	20	120
22	53	PEIFFER Arnd	GER	1	0	1	24:35.9	+1:31.0	19	119
23	69	DOLL Benedikt	GER	1	1	2	24:36.2	+1:31.3	18	118
24	10	ANDERSEN Aleksander Fjeld	NOR	0	2	2	24:37.0	+1:32.1	17	
25	7	EDER Simon	AUT	0	0	0	24:38.1	+1:33.2	16	116
26	15	SMOLSKI Anton	BLR	1	1	2	24:44.5	+1:39.6	15	115
27	60	MORAVEC Ondrej	CZE	0	0	0	24:46.2	+1:41.3	14	114
28	6	BOCHARNIKOV Sergey	BLR	1	0	1	24:46.4	+1:41.5	13	113
29	4	NORDGREN Leif	USA	0	0	0	24:47.7	+1:42.8	12	112
30	63	LATYPOV Eduard	RUS	2	0	2	24:55.4	+1:50.5	11	111
31	76	SEPPALA Tero	FIN	0	1	1	24:55.9	+1:51.0	10	110
32	48	KRCMAR Michal	CZE	1	0	1	24:56.0	+1:51.1	9	109
33	43	VARABEI Maksim	BLR	1	0	1	24:56.1	+1:51.2	8	108
34	32	BABIKOV Anton	RUS	0	0	0	24:56.5	+1:51.6	7	
35	33	LEMMERER Harald	AUT	0	1	1	24:57.4	+1:52.5	6	
36	58	YALIOTNAU Raman	BLR	1	1	2	25:01.3	+1:56.4	5	
37	12	GOW Christian	CAN	0	1	1	25:01.8	+1:56.9	4	104
38	13	ELISEEV Matvey	RUS	1	1	2	25:07.6	+2:02.7	3	
39	34	PRYMA Artem	UKR	1	1	2	25:07.7	+2:02.8	2	102
40	73	BIONAZ Didier	ITA	1	1	2	25:08.0	+2:03.1	1	101
41	103	HARJULA Tuomas	FIN	1	1	2	25:08.5	+2:03.6		100
42	36	FEMLING Peppe	SWE	0	1	1	25:11.3	+2:06.4		
43	24	GUIGONNAT Antonin	FRA	1	1	2	25:12.1	+2:07.2		
44	45	LANGER Thierry	BEL	1	1	2	25:13.1	+2:08.2		97
45	17	BAUER Klemen	SLO	0	1	1	25:13.3	+2:08.4		96
46	46	LESSER Erik	GER	0	2	2	25:13.8	+2:08.9		95





HOCHFILZEN

14 - 20 DEC 2020

RESULTS

MEN 10KM SPRINT

BIATHLON STADIUM HOCHFILZEN
THU 17 DEC 2020

START TIME: 14:15
END TIME: 15:36

Rank	Bib	Name	Nat	P	S	T	Result	Behind	WC	NC
47	66	HASILLA Tomas	SVK	0	0	0	25:15.7	+2:10.8		94
48	8	ERMITS Kalev	EST	1	0	1	25:17.9	+2:13.0		93
49	40	VACLAVIK Adam	CZE	1	1	2	25:19.1	+2:14.2		92
50	37	FINELLO Jeremy	SUI	1	2	3	25:20.1	+2:15.2		91
51	78	DOHERTY Sean	USA	1	1	2	25:20.4	+2:15.5		90
52	25	TRSAN Rok	SLO	1	1	2	25:21.6	+2:16.7		89
53	30	BORMOLINI Thomas	ITA	0	2	2	25:23.3	+2:18.4		88
54	31	KUEHN Johannes	GER	0	3	3	25:23.5	+2:18.6		
55	14	ZEMLICKA Milan	CZE	1	0	1	25:26.5	+2:21.6		
56	82	WINDISCH Dominik	ITA	1	2	3	25:28.7	+2:23.8		
57	62	RUNNALLS Adam	CAN	0	2	2	25:30.2	+2:25.3		84
58	88	OZAKI Kosuke	JPN	0	2	2	25:33.8	+2:28.9		83
59	71	DOMBROVSKI Karol	LTU	0	0	0	25:34.3	+2:29.4		82
60	1	RASTORGUJEVS Andrejs	LAT	1	2	3	25:35.5	+2:30.6		81
61	38	BROWN Jake	USA	2	1	3	25:39.1	+2:34.2		80
61	72	MUKHIN Alexandr	KAZ	1	1	2	25:39.1	+2:34.2		80
63	81	REES Roman	GER	1	1	2	25:41.7	+2:36.8		
64	19	STROLIA Vytautas	LTU	1	0	1	25:42.4	+2:37.5		77
65	57	RAENKEL Raido	EST	0	1	1	25:48.4	+2:43.5		76
66	91	HIIDENSALO Olli	FIN	1	1	2	25:52.5	+2:47.6		75
67	86	LAZOUSKI Dzmitry	BLR	3	0	3	25:52.6	+2:47.7		
68	96	HORN Philipp	GER	2	2	4	25:54.4	+2:49.5		
69	16	GERDZHIKOV Dimitar	BUL	2	1	3	25:56.0	+2:51.1		72
70	22	GUZIK Grzegorz	POL	1	3	4	25:59.4	+2:54.5		71
71	61	STALDER Sebastian	SUI	0	3	3	25:59.9	+2:55.0		70
72	85	MAGAZEEV Pavel	MDA	2	0	2	26:00.3	+2:55.4		69
73	108	KHALILI Said Karimulla	RUS	0	1	1	26:02.1	+2:57.2		
74	54	KOBONOKI Tsukasa	JPN	1	2	3	26:07.0	+3:02.1		67
75	95	TKALENKO Ruslan	UKR	0	2	2	26:07.2	+3:02.3		
76	79	LEITNER Felix	AUT	2	0	2	26:07.6	+3:02.7		
77	70	RASTIC Damir	SRB	0	1	1	26:11.0	+3:06.1		64
78	105	MILLAR Aidan	CAN	1	2	3	26:12.9	+3:08.0		63
79	52	BUTA George	ROU	1	0	1	26:13.9	+3:09.0		62
80	20	CLAUDE Florent	BEL	1	2	3	26:20.0	+3:15.1		61
81	28	SINAPOV Anton	BUL	1	1	2	26:20.8	+3:15.9		59
82	87	ILIEV Vladimir	BUL	1	1	2	26:21.4	+3:16.5		57
83	107	STVRTECKY Jakub	CZE	1	4	5	26:23.1	+3:18.2		
84	97	HARTWEG Niklas	SUI	0	2	2	26:29.6	+3:24.7		
85	59	STEFANSSON Malte	SWE	2	2	4	26:30.0	+3:25.1		
86	77	ANGELIS Apostolos	GRE	2	2	4	26:34.6	+3:29.7		49
87	47	LOMBARDOT Oscar	FRA	1	1	2	26:36.4	+3:31.5		
88	50	CRNKOVIC Kresimir	CRO	2	3	5	26:39.9	+3:35.0		45
89	92	JAKIELA Tomasz	POL	0	2	2	26:42.3	+3:37.4		43
90	67	DOVZAN Miha	SLO	2	1	3	26:44.3	+3:39.4		
91	102	SIIMER Kristo	EST	1	1	2	26:47.4	+3:42.5		39
92	90	BALOGA Matej	SVK	0	2	2	26:55.5	+3:50.6		37





HOCHFILZEN

14 - 20 DEC 2020

RESULTS

MEN 10KM SPRINT

BIATHLON STADIUM HOCHFILZEN
THU 17 DEC 2020

START TIME: 14:15
END TIME: 15:36

Rank	Bib	Name	Nat	P	S	T	Result	Behind	WC	NC
93	83	FOMIN Maksim	LTU	0	2	2	26:57.1	+3:52.2		35
94	80	MISE Edgars	LAT	1	0	1	26:58.5	+3:53.6		33
95	68	USOV Mihail	MDA	2	2	4	27:05.2	+4:00.3		31
96	104	LAHAYE-GOFFART Tom	BEL	2	1	3	27:11.7	+4:06.8		29
97	64	SIMA Michal	SVK	3	1	4	27:12.2	+4:07.3		27
98	55	TODEV Blagoy	BUL	2	1	3	27:15.4	+4:10.5		
99	89	PITZER Lucas	AUT	0	1	1	27:17.4	+4:12.5		
100	98	SCHOMMER Paul	USA	1	4	5	27:17.6	+4:12.7		
101	2	TSYMBAL Bogdan	UKR	1	2	3	27:29.8	+4:24.9		
102	101	PATRIJUKS Aleksandrs	LAT	2	3	5	27:34.4	+4:29.5		17
103	75	SZCZUREK Lukasz	POL	3	1	4	27:38.8	+4:33.9		15
104	35	KAUKENAS Tomas	LTU	2	3	5	27:43.3	+4:38.4		
105	26	GOW Scott	CAN	5	1	6	28:23.2	+5:18.3		
106	106	OSKIN Anatoly	ROU	3	1	4	28:32.4	+5:27.5		9
107	99	PANCERZ Przemyslaw	POL	0	4	4	28:47.6	+5:42.7		
108	93	DELDESH Dastan	KAZ	0	4	4	29:05.4	+6:00.5		5

LEGEND

NC Nations Cup
WC World Cup

P Prone

S Standing

T Total penalties

BTHM10KMSP-----FNL-000100-- C73B W1.0

REPORT CREATED THU 17 DEC 2020 15:52

PAGE 3/3

<siwidata>

PLARAS

www.biathlonworld.com

EUROVISION

infront





HOCHFILZEN

14 - 20 DEC 2020

COMPETITION ANALYSIS

MEN 10KM SPRINT

BIATHLON STADIUM HOCHFILZEN
THU 17 DEC 2020

START TIME: 14:15
END TIME: 15:36

Rank	Bib	Name	Loop 1			Loop 2			Loop 3			T	Result	Behind	Rank
			Time	Behind	Rank	Time	Behind	Rank	Time	Behind	Rank				
1	39	LAEGREID Sturla Holm										NOR 0	23:04.9	0.0	1
Cumulative Time			7:49.5	0.0	1	15:46.4	0.0	1					23:04.9	0.0	1
Loop Time			7:49.5	0.0	1	7:56.9	+2.2	2	7:18.5	+14.3	6				
Shooting	0		26.7	+4.7	15 0	21.0	+1.1	5				0	47.8	+2.1	7
Range Time			51.1	+4.4	10	45.5	+1.1	=3					1:36.6	+0.5	4
Course Time			6:54.9	+9.1	3	7:08.2	+2.4	2	7:18.5	+14.3	6		21:21.6	+24.5	3
Penalty Time			3.5			3.2							6.7		
2	41	DALE Johannes										NOR 0	23:12.8	+7.9	2
Cumulative Time			7:56.8	+7.3	3	16:08.6	+22.2	2					23:12.8	+7.9	2
Loop Time			7:56.8	+7.3	3	8:11.8	+17.1	4	7:04.2	0.0	1				
Shooting	0		34.3	+12.3	86 0	30.2	+10.3	88				0	1:04.6	+18.9	87
Range Time			58.8	+12.1	81	56.3	+11.9	85					1:55.1	+19.0	83
Course Time			6:54.1	+8.3	2	7:12.2	+6.4	3	7:04.2	0.0	1		21:10.5	+13.4	2
Penalty Time			3.9			3.3							7.2		
3	44	BOE Johannes Thingnes										NOR 2	23:24.8	+19.9	3
Cumulative Time			8:24.6	+35.1	34	16:19.3	+32.9	3					23:24.8	+19.9	3
Loop Time			8:24.6	+35.1	34	7:54.7	0.0	1	7:05.5	+1.3	2				
Shooting	2		30.1	+8.1	51 0	21.2	+1.3	9				2	51.3	+5.6	16
Range Time			53.4	+6.7	=31	45.5	+1.1	3					1:38.9	+2.8	7
Course Time			6:45.8	0.0	1	7:05.8	0.0	1	7:05.5	+1.3	2		20:57.1	0.0	1
Penalty Time			45.4			3.4							48.8		
4	56	CHRISTIANSEN Vetle Sjaastad										NOR 1	23:47.4	+42.5	4
Cumulative Time			8:16.2	+26.7	24	16:33.6	+47.2	7					23:47.4	+42.5	4
Loop Time			8:16.2	+26.7	24	8:17.4	+22.7	6	7:13.8	+9.6	3				
Shooting	1		29.1	+7.1	43 0	32.4	+12.5	96				1	1:01.5	+15.8	76
Range Time			53.6	+6.9	34	58.8	+14.4	93					1:52.4	+16.3	72
Course Time			6:58.0	+12.2	4	7:15.7	+9.9	4	7:13.8	+9.6	3		21:27.5	+30.4	4
Penalty Time			24.6			2.9							27.5		
5	94	SAMUELSSON Sebastian										SWE 0	23:49.8	+44.9	5
Cumulative Time			7:58.7	+9.2	4	16:25.5	+39.1	4					23:49.8	+44.9	5
Loop Time			7:58.7	+9.2	4	8:26.8	+32.1	8	7:24.3	+20.1	17				
Shooting	0		28.1	+6.1	30 0	25.6	+5.7	47				0	53.8	+8.1	40
Range Time			53.3	+6.6	29	51.2	+6.8	35					1:44.5	+8.4	=27
Course Time			7:01.9	+16.1	6	7:32.2	+26.4	19	7:24.3	+20.1	17		21:58.4	+1:01.3	12
Penalty Time			3.5			3.4							6.9		
6	42	PIDRUCHNYI Dmytro										UKR 0	23:56.2	+51.3	6
Cumulative Time			8:04.3	+14.8	8	16:31.0	+44.6	5					23:56.2	+51.3	6
Loop Time			8:04.3	+14.8	8	8:26.7	+32.0	7	7:25.2	+21.0	19				
Shooting	0		27.0	+5.0	20 0	24.8	+4.9	36				0	51.9	+6.2	25
Range Time			53.0	+6.3	27	50.2	+5.8	=25					1:43.2	+7.1	24
Course Time			7:07.9	+22.1	17	7:33.1	+27.3	=22	7:25.2	+21.0	19		22:06.2	+1:09.1	19
Penalty Time			3.4			3.4							6.8		



Rank	Bib	Name	Loop 1			Loop 2			Loop 3			T	Result	Behind	Rank	
			Time	Behind	Rank	Time	Behind	Rank	Time	Behind	Rank					
7	21	FILLON MAILLET Quentin										FRA 1	23:57.2	+52.3	7	
		Cumulative Time	8:26.3	+36.8	37	16:37.5	+51.1	8					23:57.2	+52.3	7	
		Loop Time	8:26.3	+36.8	37	8:11.2	+16.5	3	7:19.7	+15.5	8					
		Shooting	1	28.3	+6.3	34	0	22.5	+2.6	15		1	50.8	+5.1	15	
		Range Time		52.6	+5.9	21		46.6	+2.2	7			1:39.2	+3.1	10	
		Course Time		7:07.7	+21.9	16		7:21.4	+15.6	7	7:19.7	+15.5	8	21:48.8	+51.7	6
		Penalty Time		26.0				3.2					29.2			
8	23	JACQUELIN Emilien										FRA 1	24:01.0	+56.1	8	
		Cumulative Time	7:58.9	+9.4	5	16:32.4	+46.0	6					24:01.0	+56.1	8	
		Loop Time	7:58.9	+9.4	5	8:33.5	+38.8	13	7:28.6	+24.4	22					
		Shooting	0	27.2	+5.2	22	1	26.1	+6.2	53		1	53.4	+7.7	34	
		Range Time		51.3	+4.6	=11		49.7	+5.3	21			1:41.0	+4.9	16	
		Course Time		7:04.3	+18.5	=8		7:20.3	+14.5	6	7:28.6	+24.4	22	21:53.2	+56.1	10
		Penalty Time		3.3				23.5					26.8			
9	100	PONSILUOMA Martin										SWE 1	24:02.9	+58.0	9	
		Cumulative Time	8:23.2	+33.7	30	16:39.8	+53.4	9					24:02.9	+58.0	9	
		Loop Time	8:23.2	+33.7	30	8:16.6	+21.9	5	7:23.1	+18.9	14					
		Shooting	1	29.4	+7.4	45	0	20.8	+0.9	2		1	50.2	+4.5	12	
		Range Time		52.8	+6.1	22		44.4	0.0	1			1:37.2	+1.1	5	
		Course Time		7:04.3	+18.5	8		7:28.8	+23.0	11	7:23.1	+18.9	14	21:56.2	+59.1	11
		Penalty Time		26.1				3.4					29.5			
10	11	EBERHARD Julian										AUT 1	24:06.8	+1:01.9	10	
		Cumulative Time	8:06.5	+17.0	12	16:52.9	+1:06.5	13					24:06.8	+1:01.9	10	
		Loop Time	8:06.5	+17.0	12	8:46.4	+51.7	28	7:13.9	+9.7	4					
		Shooting	0	30.7	+8.7	59	1	26.3	+6.4	58		1	57.1	+11.4	60	
		Range Time		57.1	+10.4	=69		52.0	+7.6	=44			1:49.1	+13.0	=56	
		Course Time		7:05.7	+19.9	12		7:29.5	+23.7	13	7:13.9	+9.7	4	21:49.1	+52.0	7
		Penalty Time		3.7				24.9					28.6			
11	27	FAK Jakov										SLO 1	24:09.4	+1:04.5	11	
		Cumulative Time	8:05.1	+15.6	9	16:48.8	+1:02.4	12					24:09.4	+1:04.5	11	
		Loop Time	8:05.1	+15.6	9	8:43.7	+49.0	26	7:20.6	+16.4	10					
		Shooting	0	26.2	+4.2	8	1	26.2	+6.3	57		1	52.4	+6.7	28	
		Range Time		50.3	+3.6	4		52.0	+7.6	44			1:42.3	+6.2	19	
		Course Time		7:11.6	+25.8	28		7:27.8	+22.0	=9	7:20.6	+16.4	10	22:00.0	+1:02.9	14
		Penalty Time		3.2				23.9					27.1			
12	3	CLAUDE Fabien										FRA 1	24:12.1	+1:07.2	12	
		Cumulative Time	8:04.1	+14.6	7	16:47.5	+1:01.1	11					24:12.1	+1:07.2	12	
		Loop Time	8:04.1	+14.6	7	8:43.4	+48.7	25	7:24.6	+20.4	18					
		Shooting	0	29.9	+7.9	48	1	23.7	+3.8	22		1	53.6	+7.9	37	
		Range Time		54.3	+7.6	45		49.4	+5.0	=19			1:43.7	+7.6	25	
		Course Time		7:06.4	+20.6	14		7:29.9	+24.1	14	7:24.6	+20.4	18	22:00.9	+1:03.8	15
		Penalty Time		3.4				24.1					27.5			
13	65	GARANICHEV Evgeniy										RUS 0	24:14.8	+1:09.9	13	
		Cumulative Time	8:12.8	+23.3	17	16:44.1	+57.7	10					24:14.8	+1:09.9	13	
		Loop Time	8:12.8	+23.3	17	8:31.3	+36.6	10	7:30.7	+26.5	25					
		Shooting	0	25.1	+3.1	5	0	26.5	+6.6	61		0	51.7	+6.0	22	
		Range Time		50.4	+3.7	5		52.4	+8.0	=52			1:42.8	+6.7	22	
		Course Time		7:18.8	+33.0	=48		7:35.9	+30.1	32	7:30.7	+26.5	25	22:25.4	+1:28.3	28
		Penalty Time		3.6				3.0					6.6			
14	74	BOE Tarjei										NOR 2	24:16.3	+1:11.4	14	
		Cumulative Time	7:55.5	+6.0	2	16:57.1	+1:10.7	17					24:16.3	+1:11.4	14	
		Loop Time	7:55.5	+6.0	2	9:01.6	+1:06.9	54	7:19.2	+15.0	7					
		Shooting	0	28.3	+6.3	34	2	36.2	+16.3	103		2	1:04.6	+18.9	87	
		Range Time		52.2	+5.5	19		1:00.3	+15.9	=99			1:52.5	+16.4	73	
		Course Time		6:59.8	+14.0	5		7:19.6	+13.8	5	7:19.2	+15.0	7	21:38.6	+41.5	5
		Penalty Time		3.5				41.7					45.2			



Rank	Bib	Name	Loop 1			Loop 2			Loop 3			T	Result	Behind	Rank
			Time	Behind	Rank	Time	Behind	Rank	Time	Behind	Rank				
15	9	HOFER Lukas									ITA 1	24:16.5	+1:11.6	15	
Cumulative Time			8:06.3	+16.8	11	16:58.4	+1:12.0	20				24:16.5	+1:11.6	15	
Loop Time			8:06.3	+16.8	11	8:52.1	+57.4	39	7:18.1	+13.9	5				
Shooting	0		30.2	+8.2	53 1	32.4	+12.5	96			1	1:02.7	+17.0	82	
Range Time			55.5	+8.8	54	56.6	+12.2	86				1:52.1	+16.0	71	
Course Time			7:07.9	+22.1	=17	7:33.3	+27.5	=25	7:18.1	+13.9	5	21:59.3	+1:02.2	13	
Penalty Time			2.9			22.2						25.1			
16	5	WEGER Benjamin									SUI 1	24:21.6	+1:16.7	16	
Cumulative Time			8:07.5	+18.0	13	16:57.8	+1:11.4	=18				24:21.6	+1:16.7	16	
Loop Time			8:07.5	+18.0	13	8:50.3	+55.6	36	7:23.8	+19.6	16				
Shooting	0		31.0	+9.0	67 1	24.6	+4.7	33			1	55.7	+10.0	54	
Range Time			55.7	+9.0	56	50.7	+6.3	29				1:46.4	+10.3	44	
Course Time			7:08.4	+22.6	19	7:33.4	+27.6	27	7:23.8	+19.6	16	22:05.6	+1:08.5	18	
Penalty Time			3.4			26.2						29.6			
17	18	LOGINOV Alexander									RUS 2	24:26.2	+1:21.3	17	
Cumulative Time			8:24.5	+35.0	33	17:04.3	+1:17.9	=24				24:26.2	+1:21.3	17	
Loop Time			8:24.5	+35.0	33	8:39.8	+45.1	21	7:21.9	+17.7	11				
Shooting	1		30.1	+8.1	51 1	24.1	+4.2	28			2	54.3	+8.6	42	
Range Time			54.1	+7.4	=37	48.3	+3.9	12				1:42.4	+6.3	20	
Course Time			7:04.4	+18.6	10	7:26.2	+20.4	8	7:21.9	+17.7	11	21:52.5	+55.4	9	
Penalty Time			26.0			25.3						51.3			
18	29	DESTHIEUX Simon									FRA 1	24:28.2	+1:23.3	18	
Cumulative Time			8:15.8	+26.3	22	17:02.7	+1:16.3	23				24:28.2	+1:23.3	18	
Loop Time			8:15.8	+26.3	22	8:46.9	+52.2	30	7:25.5	+21.3	21				
Shooting	0		30.4	+8.4	55 1	25.8	+5.9	49			1	56.3	+10.6	57	
Range Time			54.8	+8.1	49	51.2	+6.8	=35				1:46.0	+9.9	41	
Course Time			7:17.3	+31.5	42	7:31.2	+25.4	18	7:25.5	+21.3	21	22:14.0	+1:16.9	22	
Penalty Time			3.7			24.5						28.2			
19	84	NELIN Jesper									SWE 2	24:28.6	+1:23.7	19	
Cumulative Time			8:00.7	+11.2	6	17:06.2	+1:19.8	26				24:28.6	+1:23.7	19	
Loop Time			8:00.7	+11.2	6	9:05.5	+1:10.8	57	7:22.4	+18.2	12				
Shooting	0		30.9	+8.9	65 2	26.1	+6.2	53			2	57.0	+11.3	59	
Range Time			55.0	+8.3	50	52.3	+7.9	49				1:47.3	+11.2	52	
Course Time			7:02.0	+16.2	7	7:27.8	+22.0	9	7:22.4	+18.2	12	21:52.2	+55.1	8	
Penalty Time			3.7			45.4						49.1			
20	49	DUDCHENKO Anton									UKR 0	24:32.3	+1:27.4	20	
Cumulative Time			8:23.3	+33.8	31	16:55.4	+1:09.0	15				24:32.3	+1:27.4	20	
Loop Time			8:23.3	+33.8	31	8:32.1	+37.4	11	7:36.9	+32.7	31				
Shooting	0		34.0	+12.0	85 0	25.9	+6.0	51			0	59.9	+14.2	71	
Range Time			58.3	+11.6	79	52.3	+7.9	=49				1:50.6	+14.5	63	
Course Time			7:21.5	+35.7	60	7:36.4	+30.6	35	7:36.9	+32.7	31	22:34.8	+1:37.7	42	
Penalty Time			3.5			3.4						6.9			
21	51	KOMATZ David									AUT 0	24:35.3	+1:30.4	21	
Cumulative Time			8:19.5	+30.0	=25	16:57.8	+1:11.4	=18				24:35.3	+1:30.4	21	
Loop Time			8:19.5	+30.0	25	8:38.3	+43.6	20	7:37.5	+33.3	34				
Shooting	0		31.9	+9.9	79 0	26.1	+6.2	53			0	58.0	+12.3	64	
Range Time			56.9	+10.2	64	52.2	+7.8	47				1:49.1	+13.0	56	
Course Time			7:19.6	+33.8	51	7:43.1	+37.3	55	7:37.5	+33.3	34	22:40.2	+1:43.1	47	
Penalty Time			3.0			3.0						6.0			
22	53	PEIFFER Arnd									GER 1	24:35.9	+1:31.0	22	
Cumulative Time			8:31.5	+42.0	47	16:58.9	+1:12.5	21				24:35.9	+1:31.0	22	
Loop Time			8:31.5	+42.0	47	8:27.4	+32.7	9	7:37.0	+32.8	32				
Shooting	1		31.1	+9.1	71 0	24.5	+4.6	31			1	55.6	+9.9	53	
Range Time			54.2	+7.5	=40	48.9	+4.5	14				1:43.1	+7.0	23	
Course Time			7:11.4	+25.6	27	7:35.2	+29.4	30	7:37.0	+32.8	32	22:23.6	+1:26.5	27	
Penalty Time			25.9			3.3						29.2			



Rank	Bib	Name	Loop 1			Loop 2			Loop 3			T	Result	Behind	Rank
			Time	Behind	Rank	Time	Behind	Rank	Time	Behind	Rank				
23	69	DOLL Benedikt										GER 2	24:36.2	+1:31.3	23
Cumulative Time			8:28.3	+38.8	=40	17:12.6	+1:26.2	30					24:36.2	+1:31.3	23
Loop Time			8:28.3	+38.8	40	8:44.3	+49.6	27	7:23.6	+19.4	15				
Shooting	1		28.7	+6.7	38 1	25.4	+5.5	44			2		54.1	+8.4	41
Range Time			52.0	+5.3	16	50.1	+5.7	24					1:42.1	+6.0	18
Course Time			7:10.8	+25.0	25	7:29.1	+23.3	12	7:23.6	+19.4	15		22:03.5	+1:06.4	17
Penalty Time			25.5			25.1							50.6		
24	10	ANDERSEN Aleksander Fjeld										NOR 2	24:37.0	+1:32.1	24
Cumulative Time			8:05.7	+16.2	10	17:17.2	+1:30.8	35					24:37.0	+1:32.1	24
Loop Time			8:05.7	+16.2	10	9:11.5	+1:16.8	62	7:19.8	+15.6	9				
Shooting	0		26.4	+4.4	11 2	25.1	+5.2	40			2		51.5	+5.8	20
Range Time			52.9	+6.2	=24	52.3	+7.9	=49					1:45.2	+9.1	33
Course Time			7:09.0	+23.2	20	7:33.1	+27.3	=22	7:19.8	+15.6	9		22:01.9	+1:04.8	16
Penalty Time			3.8			46.1							49.9		
25	7	EDER Simon										AUT 0	24:38.1	+1:33.2	25
Cumulative Time			8:19.5	+30.0	=25	16:54.8	+1:08.4	14					24:38.1	+1:33.2	25
Loop Time			8:19.5	+30.0	=25	8:35.3	+40.6	15	7:43.3	+39.1	54				
Shooting	0		24.7	+2.7	4 0	20.9	+1.0	3			0		45.7	0.0	1
Range Time			49.4	+2.7	3	46.7	+2.3	8					1:36.1	0.0	1
Course Time			7:26.8	+41.0	69	7:45.3	+39.5	=60	7:43.3	+39.1	54		22:55.4	+1:58.3	58
Penalty Time			3.3			3.3							6.6		
26	15	SMOLSKI Anton										BLR 2	24:44.5	+1:39.6	26
Cumulative Time			8:30.7	+41.2	46	17:19.2	+1:32.8	37					24:44.5	+1:39.6	26
Loop Time			8:30.7	+41.2	46	8:48.5	+53.8	33	7:25.3	+21.1	20				
Shooting	1		30.5	+8.5	56 1	24.7	+4.8	34			2		55.3	+9.6	50
Range Time			55.1	+8.4	51	52.6	+8.2	=54					1:47.7	+11.6	=53
Course Time			7:10.7	+24.9	=23	7:30.7	+24.9	16	7:25.3	+21.1	20		22:06.7	+1:09.6	20
Penalty Time			24.9			25.2							50.1		
27	60	MORAVEC Ondrej										CZE 0	24:46.2	+1:41.3	27
Cumulative Time			8:13.7	+24.2	19	16:55.6	+1:09.2	16					24:46.2	+1:41.3	27
Loop Time			8:13.7	+24.2	19	8:41.9	+47.2	22	7:50.6	+46.4	66				
Shooting	0		26.5	+4.5	13 0	23.6	+3.7	21			0		50.2	+4.5	12
Range Time			53.1	+6.4	28	51.9	+7.5	43					1:45.0	+8.9	30
Course Time			7:17.0	+31.2	40	7:45.9	+40.1	63	7:50.6	+46.4	66		22:53.5	+1:56.4	57
Penalty Time			3.6			4.1							7.7		
28	6	BOCHARNIKOV Sergey										BLR 1	24:46.4	+1:41.5	28
Cumulative Time			8:27.9	+38.4	39	17:04.3	+1:17.9	=24					24:46.4	+1:41.5	28
Loop Time			8:27.9	+38.4	39	8:36.4	+41.7	=16	7:42.1	+37.9	=49				
Shooting	1		26.8	+4.8	18 0	26.0	+6.1	52			1		52.8	+7.1	31
Range Time			51.8	+5.1	14	54.5	+10.1	68					1:46.3	+10.2	43
Course Time			7:09.2	+23.4	21	7:38.6	+32.8	44	7:42.1	+37.9	=49		22:29.9	+1:32.8	35
Penalty Time			26.9			3.3							30.2		
29	4	NORDGREN Leif										USA 0	24:47.7	+1:42.8	29
Cumulative Time			8:27.7	+38.2	38	17:16.2	+1:29.8	33					24:47.7	+1:42.8	29
Loop Time			8:27.7	+38.2	38	8:48.5	+53.8	=33	7:31.5	+27.3	26				
Shooting	0		30.5	+8.5	56 0	28.8	+8.9	77			0		59.4	+13.7	68
Range Time			57.0	+10.3	=66	55.8	+11.4	81					1:52.8	+16.7	74
Course Time			7:27.1	+41.3	=70	7:49.4	+43.6	=69	7:31.5	+27.3	26		22:48.0	+1:50.9	53
Penalty Time			3.6			3.3							6.9		
30	63	LATYPOV Eduard										RUS 2	24:55.4	+1:50.5	30
Cumulative Time			8:46.1	+56.6	69	17:18.6	+1:32.2	36					24:55.4	+1:50.5	30
Loop Time			8:46.1	+56.6	69	8:32.5	+37.8	12	7:36.8	+32.6	30				
Shooting	2		29.9	+7.9	48 0	25.0	+5.1	38			2		55.0	+9.3	46
Range Time			54.2	+7.5	=40	51.1	+6.7	=32					1:45.3	+9.2	=34
Course Time			7:05.5	+19.7	11	7:38.0	+32.2	41	7:36.8	+32.6	30		22:20.3	+1:23.2	24
Penalty Time			46.4			3.4							49.8		



Rank	Bib	Name	Loop 1			Loop 2			Loop 3			T	Result	Behind	Rank
			Time	Behind	Rank	Time	Behind	Rank	Time	Behind	Rank				
31	76	SEPPALA Tero										FIN 1	24:55.9	+1:51.0	31
Cumulative Time			8:15.2	+25.7	21	17:13.5	+1:27.1	32					24:55.9	+1:51.0	31
Loop Time			8:15.2	+25.7	21	8:58.3	+1:03.6	=47	7:42.4	+38.2	51				
Shooting	0		28.1	+6.1	30	25.0	+5.1	38				1	53.2	+7.5	33
Range Time			52.9	+6.2	24	52.7	+8.3	=56					1:45.6	+9.5	39
Course Time			7:18.3	+32.5	46	7:40.2	+34.4	46	7:42.4	+38.2	51		22:40.9	+1:43.8	48
Penalty Time			4.0			25.4							29.4		
32	48	KRCMAR Michal										CZE 1	24:56.0	+1:51.1	32
Cumulative Time			8:35.0	+45.5	53	17:13.1	+1:26.7	31					24:56.0	+1:51.1	32
Loop Time			8:35.0	+45.5	53	8:38.1	+43.4	19	7:42.9	+38.7	52				
Shooting	1		28.1	+6.1	30	24.2	+4.3	29				1	52.3	+6.6	27
Range Time			54.1	+7.4	=37	51.6	+7.2	41					1:45.7	+9.6	40
Course Time			7:15.9	+30.1	37	7:43.2	+37.4	56	7:42.9	+38.7	52		22:42.0	+1:44.9	50
Penalty Time			25.0			3.3							28.3		
33	43	VARABEI Maksim										BLR 1	24:56.1	+1:51.2	33
Cumulative Time			8:38.3	+48.8	59	17:12.5	+1:26.1	29					24:56.1	+1:51.2	33
Loop Time			8:38.3	+48.8	59	8:34.2	+39.5	14	7:43.6	+39.4	55				
Shooting	1		43.2	+21.2	107	30.1	+10.2	87				1	1:13.3	+27.6	104
Range Time			1:05.5	+18.8	103	54.6	+10.2	=69					2:00.1	+24.0	95
Course Time			7:07.6	+21.8	15	7:36.1	+30.3	33	7:43.6	+39.4	55		22:27.3	+1:30.2	30
Penalty Time			25.2			3.5							28.7		
34	32	BABIKOV Anton										RUS 0	24:56.5	+1:51.6	34
Cumulative Time			8:10.6	+21.1	14	17:01.2	+1:14.8	22					24:56.5	+1:51.6	34
Loop Time			8:10.6	+21.1	14	8:50.6	+55.9	37	7:55.3	+51.1	71				
Shooting	0		22.7	+0.7	2	27.5	+7.6	65				0	50.2	+4.5	12
Range Time			46.7	0.0	1	52.2	+7.8	=47					1:38.9	+2.8	=7
Course Time			7:20.0	+34.2	=54	7:54.8	+49.0	77	7:55.3	+51.1	71		23:10.1	+2:13.0	72
Penalty Time			3.9			3.6							7.5		
35	33	LEMMERER Harald										AUT 1	24:57.4	+1:52.5	35
Cumulative Time			8:15.9	+26.4	23	17:11.2	+1:24.8	28					24:57.4	+1:52.5	35
Loop Time			8:15.9	+26.4	23	8:55.3	+1:00.6	43	7:46.2	+42.0	59				
Shooting	0		34.3	+12.3	86	32.9	+13.0	99				1	1:07.2	+21.5	96
Range Time			1:00.3	+13.6	89	58.9	+14.5	95					1:59.2	+23.1	94
Course Time			7:12.3	+26.5	30	7:30.9	+25.1	17	7:46.2	+42.0	59		22:29.4	+1:32.3	34
Penalty Time			3.3			25.5							28.8		
36	58	YALIOTNAU Raman										BLR 2	25:01.3	+1:56.4	36
Cumulative Time			8:43.6	+54.1	67	17:38.5	+1:52.1	53					25:01.3	+1:56.4	36
Loop Time			8:43.6	+54.1	67	8:54.9	+1:00.2	41	7:22.8	+18.6	13				
Shooting	1		34.4	+12.4	89	26.4	+6.5	59				2	1:00.8	+15.1	74
Range Time			1:00.7	+14.0	92	53.2	+8.8	61					1:53.9	+17.8	78
Course Time			7:17.1	+31.3	41	7:35.4	+29.6	31	7:22.8	+18.6	13		22:15.3	+1:18.2	23
Penalty Time			25.8			26.3							52.1		
37	12	GOW Christian										CAN 1	25:01.8	+1:56.9	37
Cumulative Time			8:24.7	+35.2	35	17:20.2	+1:33.8	38					25:01.8	+1:56.9	37
Loop Time			8:24.7	+35.2	35	8:55.5	+1:00.8	44	7:41.6	+37.4	=45				
Shooting	0		29.8	+7.8	47	27.4	+7.5	64				1	57.2	+11.5	61
Range Time			53.9	+7.2	=35	53.0	+8.6	=59					1:46.9	+10.8	=47
Course Time			7:27.6	+41.8	74	7:36.6	+30.8	36	7:41.6	+37.4	=45		22:45.8	+1:48.7	51
Penalty Time			3.2			25.9							29.1		
38	13	ELISEEV Matvey										RUS 2	25:07.6	+2:02.7	38
Cumulative Time			8:36.2	+46.7	55	17:23.0	+1:36.6	40					25:07.6	+2:02.7	38
Loop Time			8:36.2	+46.7	55	8:46.8	+52.1	29	7:44.6	+40.4	57				
Shooting	1		28.5	+6.5	37	21.3	+1.4	10				2	49.9	+4.2	11
Range Time			53.5	+6.8	33	45.9	+1.5	6					1:39.4	+3.3	12
Course Time			7:15.1	+29.3	36	7:34.8	+29.0	29	7:44.6	+40.4	57		22:34.5	+1:37.4	=40
Penalty Time			27.6			26.1							53.7		



Rank	Bib	Name	Loop 1			Loop 2			Loop 3			T	Result	Behind	Rank
			Time	Behind	Rank	Time	Behind	Rank	Time	Behind	Rank				
39	34	PRYMA Artem										UKR 2	25:07.7	+2:02.8	39
Cumulative Time			8:34.7	+45.2	52	17:31.0	+1:44.6	=45					25:07.7	+2:02.8	39
Loop Time			8:34.7	+45.2	52	8:56.3	+1:01.6	45	7:36.7	+32.5	29				
Shooting	1		23.6	+1.6	3 1	23.5	+3.6	20			2		47.2	+1.5	4
Range Time			51.0	+4.3	8	49.4	+5.0	19					1:40.4	+4.3	14
Course Time			7:17.5	+31.7	=43	7:40.6	+34.8	=48	7:36.7	+32.5	29		22:34.8	+1:37.7	=42
Penalty Time			26.2			26.3							52.5		
40	73	BIONAZ Didier										ITA 2	25:08.0	+2:03.1	40
Cumulative Time			8:38.8	+49.3	60	17:37.8	+1:51.4	52					25:08.0	+2:03.1	40
Loop Time			8:38.8	+49.3	60	8:59.0	+1:04.3	50	7:30.2	+26.0	24				
Shooting	1		30.6	+8.6	58 1	29.2	+9.3	82			2		59.8	+14.1	70
Range Time			55.4	+8.7	53	55.9	+11.5	82					1:51.3	+15.2	=66
Course Time			7:18.3	+32.5	=46	7:38.5	+32.7	43	7:30.2	+26.0	24		22:27.0	+1:29.9	29
Penalty Time			25.1			24.6							49.7		
41	103	HARJULA Tuomas										FIN 2	25:08.5	+2:03.6	41
Cumulative Time			8:28.6	+39.1	42	17:26.9	+1:40.5	42					25:08.5	+2:03.6	41
Loop Time			8:28.6	+39.1	42	8:58.3	+1:03.6	47	7:41.6	+37.4	45				
Shooting	1		28.0	+6.0	28 1	27.2	+7.3	63			2		55.3	+9.6	50
Range Time			51.5	+4.8	13	55.2	+10.8	76					1:46.7	+10.6	46
Course Time			7:12.4	+26.6	31	7:38.7	+32.9	45	7:41.6	+37.4	45		22:32.7	+1:35.6	38
Penalty Time			24.7			24.4							49.1		
42	36	FEMLING Peppe										SWE 1	25:11.3	+2:06.4	42
Cumulative Time			8:14.1	+24.6	20	17:09.3	+1:22.9	27					25:11.3	+2:06.4	42
Loop Time			8:14.1	+24.6	20	8:55.2	+1:00.5	42	8:02.0	+57.8	82				
Shooting	0		26.2	+4.2	8 1	20.9	+1.0	3			1		47.2	+1.5	4
Range Time			50.9	+4.2	=6	45.5	+1.1	=3					1:36.4	+0.3	2
Course Time			7:19.7	+33.9	52	7:43.5	+37.7	57	8:02.0	+57.8	82		23:05.2	+2:08.1	70
Penalty Time			3.5			26.2							29.7		
43	24	GUIGONNAT Antonin										FRA 2	25:12.1	+2:07.2	43
Cumulative Time			8:46.7	+57.2	70	17:34.5	+1:48.1	48					25:12.1	+2:07.2	43
Loop Time			8:46.7	+57.2	70	8:47.8	+53.1	32	7:37.6	+33.4	35				
Shooting	1		37.8	+15.8	100 1	23.9	+4.0	24			2		1:01.7	+16.0	77
Range Time			1:02.9	+16.2	97	50.0	+5.6	23					1:52.9	+16.8	75
Course Time			7:18.1	+32.3	45	7:32.5	+26.7	20	7:37.6	+33.4	35		22:28.2	+1:31.1	32
Penalty Time			25.7			25.3							51.0		
44	45	LANGER Thierry										BEL 2	25:13.1	+2:08.2	44
Cumulative Time			8:32.4	+42.9	48	17:31.0	+1:44.6	=45					25:13.1	+2:08.2	44
Loop Time			8:32.4	+42.9	48	8:58.6	+1:03.9	49	7:42.1	+37.9	49				
Shooting	1		28.8	+6.8	40 1	24.8	+4.9	36			2		53.6	+7.9	37
Range Time			53.9	+7.2	35	51.2	+6.8	=35					1:45.1	+9.0	32
Course Time			7:13.1	+27.3	32	7:42.0	+36.2	=52	7:42.1	+37.9	49		22:37.2	+1:40.1	45
Penalty Time			25.4			25.4							50.8		
45	17	BAUER Klemen										SLO 1	25:13.3	+2:08.4	45
Cumulative Time			8:21.6	+32.1	28	17:26.1	+1:39.7	41					25:13.3	+2:08.4	45
Loop Time			8:21.6	+32.1	28	9:04.5	+1:09.8	56	7:47.2	+43.0	62				
Shooting	0		26.4	+4.4	11 1	25.3	+5.4	43			1		51.8	+6.1	23
Range Time			51.0	+4.3	=8	50.9	+6.5	=30					1:41.9	+5.8	17
Course Time			7:27.1	+41.3	70	7:47.0	+41.2	66	7:47.2	+43.0	62		23:01.3	+2:04.2	63
Penalty Time			3.5			26.6							30.1		
46	46	LESSER Erik										GER 2	25:13.8	+2:08.9	46
Cumulative Time			8:13.0	+23.5	18	17:27.5	+1:41.1	43					25:13.8	+2:08.9	46
Loop Time			8:13.0	+23.5	18	9:14.5	+1:19.8	64	7:46.3	+42.1	60				
Shooting	0		30.0	+8.0	50 2	28.8	+8.9	77			2		58.8	+13.1	67
Range Time			54.7	+8.0	48	54.7	+10.3	=72					1:49.4	+13.3	61
Course Time			7:14.6	+28.8	34	7:33.1	+27.3	22	7:46.3	+42.1	60		22:34.0	+1:36.9	39
Penalty Time			3.7			46.7							50.4		



Rank	Bib	Name	Loop 1			Loop 2			Loop 3			T	Result	Behind	Rank
			Time	Behind	Rank	Time	Behind	Rank	Time	Behind	Rank				
47	66	HASILLA Tomas										SVK 0	25:15.7	+2:10.8	47
Cumulative Time			8:24.2	+34.7	32	17:16.9	+1:30.5	34					25:15.7	+2:10.8	47
Loop Time			8:24.2	+34.7	32	8:52.7	+58.0	40	7:58.8	+54.6	79				
Shooting	0		26.3	+4.3	10	25.4	+5.5	44				0	51.8	+6.1	23
Range Time			52.8	+6.1	=22	52.7	+8.3	=56					1:45.5	+9.4	=36
Course Time			7:27.8	+42.0	76	7:56.3	+50.5	78	7:58.8	+54.6	79		23:22.9	+2:25.8	80
Penalty Time			3.6			3.7							7.3		
48	8	ERMITTS Kalev										EST 1	25:17.9	+2:13.0	48
Cumulative Time			8:43.5	+54.0	66	17:20.7	+1:34.3	39					25:17.9	+2:13.0	48
Loop Time			8:43.5	+54.0	66	8:37.2	+42.5	18	7:57.2	+53.0	75				
Shooting	1		32.4	+10.4	81	22.4	+2.5	13				1	54.9	+9.2	45
Range Time			58.3	+11.6	=79	48.7	+4.3	13					1:47.0	+10.9	=50
Course Time			7:19.7	+33.9	=52	7:45.2	+39.4	59	7:57.2	+53.0	75		23:02.1	+2:05.0	66
Penalty Time			25.5			3.3							28.8		
49	40	VACLAVIK Adam										CZE 2	25:19.1	+2:14.2	49
Cumulative Time			8:40.6	+51.1	64	17:39.8	+1:53.4	54					25:19.1	+2:14.2	49
Loop Time			8:40.6	+51.1	64	8:59.2	+1:04.5	52	7:39.3	+35.1	38				
Shooting	1		34.3	+12.3	86	29.4	+9.5	84				2	1:03.7	+18.0	85
Range Time			59.6	+12.9	85	55.1	+10.7	75					1:54.7	+18.6	81
Course Time			7:14.9	+29.1	35	7:37.9	+32.1	40	7:39.3	+35.1	38		22:32.1	+1:35.0	37
Penalty Time			26.1			26.2							52.3		
50	37	FINELLO Jeremy										SUI 3	25:20.1	+2:15.2	50
Cumulative Time			8:28.3	+38.8	=40	17:44.3	+1:57.9	57					25:20.1	+2:15.2	50
Loop Time			8:28.3	+38.8	=40	9:16.0	+1:21.3	66	7:35.8	+31.6	28				
Shooting	1		30.8	+8.8	62	31.1	+11.2	90				3	1:02.0	+16.3	79
Range Time			57.0	+10.3	66	59.9	+15.5	97					1:56.9	+20.8	87
Course Time			7:06.3	+20.5	13	7:30.4	+24.6	15	7:35.8	+31.6	28		22:12.5	+1:15.4	21
Penalty Time			25.0			45.7							1:10.7		
51	78	DOHERTY Sean										USA 2	25:20.4	+2:15.5	51
Cumulative Time			8:39.4	+49.9	62	17:36.0	+1:49.6	=49					25:20.4	+2:15.5	51
Loop Time			8:39.4	+49.9	62	8:56.6	+1:01.9	46	7:44.4	+40.2	56				
Shooting	1		31.7	+9.7	78	23.8	+3.9	23				2	55.5	+9.8	52
Range Time			57.3	+10.6	71	50.4	+6.0	28					1:47.7	+11.6	53
Course Time			7:16.3	+30.5	38	7:40.6	+34.8	48	7:44.4	+40.2	56		22:41.3	+1:44.2	49
Penalty Time			25.8			25.6							51.4		
52	25	TRSAN Rok										SLO 2	25:21.6	+2:16.7	52
Cumulative Time			8:52.2	+1:02.7	79	17:41.9	+1:55.5	56					25:21.6	+2:16.7	52
Loop Time			8:52.2	+1:02.7	79	8:49.7	+55.0	35	7:39.7	+35.5	39				
Shooting	1		26.8	+4.8	18	21.1	+1.2	8				2	48.0	+2.3	8
Range Time			52.0	+5.3	=16	47.0	+2.6	10					1:39.0	+2.9	9
Course Time			7:31.8	+46.0	86	7:37.7	+31.9	38	7:39.7	+35.5	39		22:49.2	+1:52.1	54
Penalty Time			28.4			25.0							53.4		
53	30	BORMOLINI Thomas										ITA 2	25:23.3	+2:18.4	53
Cumulative Time			8:21.9	+32.4	29	17:36.0	+1:49.6	=49					25:23.3	+2:18.4	53
Loop Time			8:21.9	+32.4	29	9:14.1	+1:19.4	63	7:47.3	+43.1	63				
Shooting	0		31.3	+9.3	75	24.5	+4.6	31				2	55.9	+10.2	55
Range Time			55.6	+8.9	55	48.9	+4.5	=14					1:44.5	+8.4	=27
Course Time			7:23.0	+37.2	62	7:40.2	+34.4	=46	7:47.3	+43.1	63		22:50.5	+1:53.4	55
Penalty Time			3.3			45.0							48.3		
54	31	KUEHN Johannes										GER 3	25:23.5	+2:18.6	54
Cumulative Time			8:11.6	+22.1	15	17:46.1	+1:59.7	59					25:23.5	+2:18.6	54
Loop Time			8:11.6	+22.1	15	9:34.5	+1:39.8	86	7:37.4	+33.2	33				
Shooting	0		32.5	+10.5	82	33.0	+13.1	100				3	1:05.6	+19.9	92
Range Time			56.9	+10.2	=64	57.8	+13.4	90					1:54.7	+18.6	=81
Course Time			7:11.0	+25.2	26	7:33.3	+27.5	25	7:37.4	+33.2	33		22:21.7	+1:24.6	26
Penalty Time			3.7			1:03.4							1:07.1		



Rank	Bib	Name	Loop 1			Loop 2			Loop 3			T	Result	Behind	Rank
			Time	Behind	Rank	Time	Behind	Rank	Time	Behind	Rank				
55	14	ZEMLICKA Milan									CZE 1	25:26.5	+2:21.6	55	
Cumulative Time			8:44.6	+55.1	68	17:36.0	+1:49.6	=49				25:26.5	+2:21.6	55	
Loop Time			8:44.6	+55.1	68	8:51.4	+56.7	38	7:50.5	+46.3	65				
Shooting	1		26.7	+4.7	15 0	22.0	+2.1	11			1	48.7	+3.0	9	
Range Time			53.3	+6.6	=29	49.3	+4.9	=17				1:42.6	+6.5	21	
Course Time			7:23.3	+37.5	63	7:58.6	+52.8	83	7:50.5	+46.3	65	23:12.4	+2:15.3	75	
Penalty Time			28.0			3.5						31.5			
56	82	WINDISCH Dominik									ITA 3	25:28.7	+2:23.8	56	
Cumulative Time			8:36.5	+47.0	56	17:46.9	+2:00.5	60				25:28.7	+2:23.8	56	
Loop Time			8:36.5	+47.0	56	9:10.4	+1:15.7	61	7:41.8	+37.6	47				
Shooting	1		35.6	+13.6	94 2	29.0	+9.1	80			3	1:04.6	+18.9	87	
Range Time			59.3	+12.6	84	52.6	+8.2	54				1:51.9	+15.8	68	
Course Time			7:13.3	+27.5	33	7:34.2	+28.4	28	7:41.8	+37.6	47	22:29.3	+1:32.2	33	
Penalty Time			23.9			43.6						1:07.5			
57	62	RUNNALLS Adam									CAN 2	25:30.2	+2:25.3	57	
Cumulative Time			8:29.0	+39.5	44	17:54.6	+2:08.2	63				25:30.2	+2:25.3	57	
Loop Time			8:29.0	+39.5	44	9:25.6	+1:30.9	79	7:35.6	+31.4	27				
Shooting	0		26.1	+4.1	7 2	21.0	+1.1	5			2	47.1	+1.4	3	
Range Time			51.3	+4.6	11	45.2	+0.8	2				1:36.5	+0.4	3	
Course Time			7:34.2	+48.4	93	7:51.9	+46.1	75	7:35.6	+31.4	27	23:01.7	+2:04.6	64	
Penalty Time			3.5			48.5						52.0			
58	88	OZAKI Kosuke									JPN 2	25:33.8	+2:28.9	58	
Cumulative Time			8:34.6	+45.1	51	17:53.4	+2:07.0	62				25:33.8	+2:28.9	58	
Loop Time			8:34.6	+45.1	51	9:18.8	+1:24.1	70	7:40.4	+36.2	40				
Shooting	0		31.1	+9.1	71 2	28.5	+8.6	75			2	59.7	+14.0	69	
Range Time			56.4	+9.7	61	54.9	+10.5	74				1:51.3	+15.2	66	
Course Time			7:34.4	+48.6	94	7:37.8	+32.0	39	7:40.4	+36.2	40	22:52.6	+1:55.5	56	
Penalty Time			3.8			46.1						49.9			
59	71	DOMBROVSKI Karol									LTU 0	25:34.3	+2:29.4	59	
Cumulative Time			8:24.8	+35.3	36	17:33.1	+1:46.7	47				25:34.3	+2:29.4	59	
Loop Time			8:24.8	+35.3	36	9:08.3	+1:13.6	60	8:01.2	+57.0	81				
Shooting	0		30.8	+8.8	62 0	37.2	+17.3	104			0	1:08.0	+22.3	97	
Range Time			57.9	+11.2	77	1:04.4	+20.0	103				2:02.3	+26.2	99	
Course Time			7:23.4	+37.6	64	8:00.5	+54.7	87	8:01.2	+57.0	81	23:25.1	+2:28.0	82	
Penalty Time			3.5			3.4						6.9			
60	1	RASTORGUJEVS Andrejs									LAT 3	25:35.5	+2:30.6	60	
Cumulative Time			8:30.3	+40.8	45	17:50.2	+2:03.8	61				25:35.5	+2:30.6	60	
Loop Time			8:30.3	+40.8	45	9:19.9	+1:25.2	71	7:45.3	+41.1	58				
Shooting	1		30.3	+8.3	54 2	27.7	+7.8	67			3	58.0	+12.3	64	
Range Time			55.3	+8.6	52	54.0	+9.6	65				1:49.3	+13.2	=58	
Course Time			7:10.4	+24.6	22	7:40.8	+35.0	50	7:45.3	+41.1	58	22:36.5	+1:39.4	44	
Penalty Time			24.6			45.1						1:09.7			
=61	38	BROWN Jake									USA 3	25:39.1	+2:34.2	=61	
Cumulative Time			9:09.7	+1:20.2	93	18:10.4	+2:24.0	70				25:39.1	+2:34.2	=61	
Loop Time			9:09.7	+1:20.2	93	9:00.7	+1:06.0	53	7:28.7	+24.5	23				
Shooting	2		34.7	+12.7	91 1	35.5	+15.6	102			3	1:10.2	+24.5	100	
Range Time			1:02.0	+15.3	94	1:01.6	+17.2	102				2:03.6	+27.5	100	
Course Time			7:20.3	+34.5	=57	7:32.6	+26.8	21	7:28.7	+24.5	23	22:21.6	+1:24.5	25	
Penalty Time			47.4			26.5						1:13.9			
=61	72	MUKHIN Alexandr									KAZ 2	25:39.1	+2:34.2	=61	
Cumulative Time			8:51.0	+1:01.5	78	17:57.8	+2:11.4	65				25:39.1	+2:34.2	=61	
Loop Time			8:51.0	+1:01.5	78	9:06.8	+1:12.1	59	7:41.3	+37.1	42				
Shooting	1		29.3	+7.3	44 1	23.4	+3.5	18			2	52.7	+7.0	30	
Range Time			56.6	+9.9	63	49.9	+5.5	22				1:46.5	+10.4	45	
Course Time			7:28.1	+42.3	77	7:50.2	+44.4	72	7:41.3	+37.1	42	22:59.6	+2:02.5	61	
Penalty Time			26.3			26.7						53.0			



Rank	Bib	Name	Loop 1			Loop 2			Loop 3			T	Result	Behind	Rank
			Time	Behind	Rank	Time	Behind	Rank	Time	Behind	Rank				
63	81	REES Roman										GER 2	25:41.7	+2:36.8	63
		Cumulative Time	8:41.4	+51.9	65	17:45.6	+1:59.2	58					25:41.7	+2:36.8	63
		Loop Time	8:41.4	+51.9	65	9:04.2	+1:09.5	55	7:56.1	+51.9	72				
		Shooting	1	31.1	+9.1	71	1	24.0	+4.1	27		2	55.1	+9.4	48
		Range Time		55.9	+9.2	=57		50.2	+5.8	25			1:46.1	+10.0	42
		Course Time		7:19.4	+33.6	50		7:46.9	+41.1	65			23:02.4	+2:05.3	67
		Penalty Time		26.1				27.1					53.2		
64	19	STROLIA Vytautas										LTU 1	25:42.4	+2:37.5	64
		Cumulative Time	8:47.3	+57.8	71	17:30.5	+1:44.1	44					25:42.4	+2:37.5	64
		Loop Time	8:47.3	+57.8	71	8:43.2	+48.5	24	8:11.9	+1:07.7	93				
		Shooting	1	28.7	+6.7	38	0	24.7	+4.8	34		1	53.5	+7.8	35
		Range Time		57.0	+10.3	=66		53.6	+9.2	63			1:50.6	+14.5	=63
		Course Time		7:24.5	+38.7	65		7:45.7	+39.9	62			23:22.1	+2:25.0	78
		Penalty Time		25.8				3.9					29.7		
65	57	RAENKEL Raido										EST 1	25:48.4	+2:43.5	65
		Cumulative Time	8:39.3	+49.8	61	17:56.3	+2:09.9	64					25:48.4	+2:43.5	65
		Loop Time	8:39.3	+49.8	61	9:17.0	+1:22.3	68	7:52.1	+47.9	=68				
		Shooting	0	41.1	+19.1	104	1	38.1	+18.2	107		1	1:19.3	+33.6	107
		Range Time		1:08.7	+22.0	106		1:07.0	+22.6	107			2:15.7	+39.6	107
		Course Time		7:27.3	+41.5	72		7:44.1	+38.3	58			23:03.5	+2:06.4	69
		Penalty Time		3.3				25.9					29.2		
66	91	HIIDENSALO Olli										FIN 2	25:52.5	+2:47.6	66
		Cumulative Time	8:50.5	+1:01.0	77	18:05.6	+2:19.2	69					25:52.5	+2:47.6	66
		Loop Time	8:50.5	+1:01.0	77	9:15.1	+1:20.4	65	7:46.9	+42.7	61				
		Shooting	1	31.0	+9.0	67	1	31.6	+11.7	92		2	1:02.6	+16.9	80
		Range Time		57.7	+11.0	74		58.5	+14.1	91			1:56.2	+20.1	85
		Course Time		7:25.5	+39.7	67		7:49.5	+43.7	71			23:01.9	+2:04.8	65
		Penalty Time		27.3				27.1					54.4		
67	86	LAZOUSKI Dzmitry										BLR 3	25:52.6	+2:47.7	67
		Cumulative Time	9:34.8	+1:45.3	104	18:11.2	+2:24.8	71					25:52.6	+2:47.7	67
		Loop Time	9:34.8	+1:45.3	104	8:36.4	+41.7	16	7:41.4	+37.2	43				
		Shooting	3	41.2	+19.2	105	0	28.2	+8.3	74		3	1:09.5	+23.8	99
		Range Time		1:06.1	+19.4	105		55.3	+10.9	77			2:01.4	+25.3	98
		Course Time		7:20.1	+34.3	56		7:37.6	+31.8	37			22:39.1	+1:42.0	46
		Penalty Time		1:08.6				3.5					1:12.1		
68	96	HORN Philipp										GER 4	25:54.4	+2:49.5	68
		Cumulative Time	8:54.5	+1:05.0	81	18:15.4	+2:29.0	77					25:54.4	+2:49.5	68
		Loop Time	8:54.5	+1:05.0	81	9:20.9	+1:26.2	73	7:39.0	+34.8	37				
		Shooting	2	31.6	+9.6	77	2	25.8	+5.9	49		4	57.5	+11.8	63
		Range Time		57.4	+10.7	72		53.7	+9.3	64			1:51.1	+15.0	65
		Course Time		7:10.7	+24.9	23		7:38.4	+32.6	42			22:28.1	+1:31.0	31
		Penalty Time		46.4				48.8					1:35.2		
69	16	GERDZHICOV Dimitar										BUL 3	25:56.0	+2:51.1	69
		Cumulative Time	9:08.9	+1:19.4	92	18:14.6	+2:28.2	75					25:56.0	+2:51.1	69
		Loop Time	9:08.9	+1:19.4	92	9:05.7	+1:11.0	58	7:41.4	+37.2	=43				
		Shooting	2	26.6	+4.6	14	1	28.1	+8.2	73		3	54.7	+9.0	44
		Range Time		52.9	+6.2	=24		52.1	+7.7	46			1:45.0	+8.9	=30
		Course Time		7:28.5	+42.7	79		7:48.2	+42.4	67			22:58.1	+2:01.0	59
		Penalty Time		47.5				25.4					1:12.9		
70	22	GUZIK Grzegorz										POL 4	25:59.4	+2:54.5	70
		Cumulative Time	8:35.5	+46.0	54	18:16.5	+2:30.1	78					25:59.4	+2:54.5	70
		Loop Time	8:35.5	+46.0	54	9:41.0	+1:46.3	91	7:42.9	+38.7	=52				
		Shooting	1	22.0	0.0	1	3	25.4	+5.5	44		4	47.5	+1.8	6
		Range Time		47.9	+1.2	2		51.4	+7.0	39			1:39.3	+3.2	11
		Course Time		7:21.7	+35.9	61		7:41.7	+35.9	51			22:46.3	+1:49.2	52
		Penalty Time		25.9				1:07.9					1:33.8		

Rank	Bib	Name	Loop 1			Loop 2			Loop 3			T	Result	Behind	Rank
			Time	Behind	Rank	Time	Behind	Rank	Time	Behind	Rank				
71	61	STALDER Sebastian									SUI 3	25:59.9	+2:55.0	71	
		Cumulative Time	8:12.0	+22.5	16	18:11.7	+2:25.3	72				25:59.9	+2:55.0	71	
		Loop Time	8:12.0	+22.5	16	9:59.7	+2:05.0	100	7:48.2	+44.0	64				
		Shooting	0	25.8	+3.8	6	3	19.9	0.0	1	3	45.7	0.0	1	
		Range Time		51.9	+5.2	15		46.8	+2.4	9		1:38.7	+2.6	6	
		Course Time		7:16.4	+30.6	39		7:58.2	+52.4	81		7:48.2	+44.0	64	
		Penalty Time		3.7				1:14.7				1:18.4			
72	85	MAGAZEEV Pavel									MDA 2	26:00.3	+2:55.4	72	
		Cumulative Time	9:20.8	+1:31.3	100	18:02.9	+2:16.5	67				26:00.3	+2:55.4	72	
		Loop Time	9:20.8	+1:31.3	100	8:42.1	+47.4	23	7:57.4	+53.2	77				
		Shooting	2	36.2	+14.2	97	0	29.3	+9.4	83	2	1:05.6	+19.9	92	
		Range Time		1:02.3	+15.6	=95		55.6	+11.2	79		1:57.9	+21.8	89	
		Course Time		7:29.9	+44.1	82		7:42.9	+37.1	54		7:57.4	+53.2	77	
		Penalty Time		48.6				3.6				52.2			
73	108	KHALILI Said Karimulla									RUS 1	26:02.1	+2:57.2	73	
		Cumulative Time	8:20.0	+30.5	27	17:40.6	+1:54.2	55				26:02.1	+2:57.2	73	
		Loop Time	8:20.0	+30.5	27	9:20.6	+1:25.9	72	8:21.5	+1:17.3	101				
		Shooting	0	30.9	+8.9	65	1	23.4	+3.5	18	1	54.4	+8.7	43	
		Range Time		57.1	+10.4	69		51.7	+7.3	42		1:48.8	+12.7	55	
		Course Time		7:18.8	+33.0	48		8:00.7	+54.9	88		8:21.5	+1:17.3	101	
		Penalty Time		4.1				28.2				32.3			
74	54	KOBONOKI Tsukasa									JPN 3	26:07.0	+3:02.1	74	
		Cumulative Time	8:55.1	+1:05.6	=82	18:25.1	+2:38.7	83				26:07.0	+3:02.1	74	
		Loop Time	8:55.1	+1:05.6	=82	9:30.0	+1:35.3	82	7:41.9	+37.7	48				
		Shooting	1	30.7	+8.7	59	2	32.0	+12.1	94	3	1:02.7	+17.0	82	
		Range Time		57.4	+10.7	=72		58.8	+14.4	=93		1:56.2	+20.1	=85	
		Course Time		7:30.9	+45.1	85		7:46.1	+40.3	64		7:41.9	+37.7	48	
		Penalty Time		26.8				45.1				1:11.9			
75	95	TKALENKO Ruslan									UKR 2	26:07.2	+3:02.3	75	
		Cumulative Time	8:33.1	+43.6	49	18:12.7	+2:26.3	73				26:07.2	+3:02.3	75	
		Loop Time	8:33.1	+43.6	49	9:39.6	+1:44.9	90	7:54.5	+50.3	70				
		Shooting	0	26.7	+4.7	15	2	26.8	+6.9	62	2	53.6	+7.9	37	
		Range Time		52.3	+5.6	20		53.0	+8.6	59		1:45.3	+9.2	34	
		Course Time		7:37.0	+51.2	97		8:00.4	+54.6	86		7:54.5	+50.3	70	
		Penalty Time		3.8				46.2				50.0			
76	79	LEITNER Felix									AUT 2	26:07.6	+3:02.7	76	
		Cumulative Time	9:16.9	+1:27.4	98	18:04.2	+2:17.8	68				26:07.6	+3:02.7	76	
		Loop Time	9:16.9	+1:27.4	98	8:47.3	+52.6	31	8:03.4	+59.2	86				
		Shooting	2	43.0	+21.0	106	0	27.6	+7.7	66	2	1:10.7	+25.0	102	
		Range Time		1:09.9	+23.2	107		54.3	+9.9	67		2:04.2	+28.1	101	
		Course Time		7:20.3	+34.5	57		7:49.4	+43.6	69		8:03.4	+59.2	86	
		Penalty Time		46.7				3.6				50.3			
77	70	RASTIC Damir									SRB 1	26:11.0	+3:06.1	77	
		Cumulative Time	8:36.7	+47.2	57	18:14.7	+2:28.3	76				26:11.0	+3:06.1	77	
		Loop Time	8:36.7	+47.2	57	9:38.0	+1:43.3	88	7:56.3	+52.1	74				
		Shooting	0	37.8	+15.8	100	1	47.9	+28.0	108	1	1:25.7	+40.0	108	
		Range Time		1:04.2	+17.5	101		1:15.0	+30.6	108		2:19.2	+43.1	108	
		Course Time		7:28.9	+43.1	80		7:57.3	+51.5	=79		7:56.3	+52.1	74	
		Penalty Time		3.6				25.7				29.3			
78	105	MILLAR Aidan									CAN 3	26:12.9	+3:08.0	78	
		Cumulative Time	8:50.4	+1:00.9	76	18:21.3	+2:34.9	80				26:12.9	+3:08.0	78	
		Loop Time	8:50.4	+1:00.9	76	9:30.9	+1:36.2	83	7:51.6	+47.4	67				
		Shooting	1	27.9	+5.9	27	2	21.0	+1.1	5	3	48.9	+3.2	10	
		Range Time		53.4	+6.7	31		47.5	+3.1	11		1:40.9	+4.8	15	
		Course Time		7:29.4	+43.6	81		7:52.5	+46.7	76		7:51.6	+47.4	67	
		Penalty Time		27.6				50.9				1:18.5			



Rank	Bib	Name	Loop 1			Loop 2			Loop 3			T	Result	Behind	Rank
			Time	Behind	Rank	Time	Behind	Rank	Time	Behind	Rank				
79	52	BUTA George									ROU 1	26:13.9	+3:09.0	79	
Cumulative Time			9:02.5	+1:13.0	87	18:01.5	+2:15.1	66				26:13.9	+3:09.0	79	
Loop Time			9:02.5	+1:13.0	87	8:59.0	+1:04.3	=50	8:12.4	+1:08.2	=94				
Shooting	1		31.4	+9.4	76 0	28.7	+8.8	76			1	1:00.1	+14.4	72	
Range Time			59.2	+12.5	=82	56.0	+11.6	83				1:55.2	+19.1	84	
Course Time			7:36.7	+50.9	96	7:59.4	+53.6	85	8:12.4	+1:08.2	=94	23:48.5	+2:51.4	91	
Penalty Time			26.6			3.6						30.2			
80	20	CLAUDE Florent									BEL 3	26:20.0	+3:15.1	80	
Cumulative Time			8:50.0	+1:00.5	74	18:17.9	+2:31.5	79				26:20.0	+3:15.1	80	
Loop Time			8:50.0	+1:00.5	74	9:27.9	+1:33.2	80	8:02.1	+57.9	83				
Shooting	1		37.6	+15.6	99 2	28.8	+8.9	77			3	1:06.4	+20.7	95	
Range Time			1:03.6	+16.9	99	54.6	+10.2	=69				1:58.2	+22.1	90	
Course Time			7:21.3	+35.5	59	7:45.3	+39.5	60	8:02.1	+57.9	83	23:08.7	+2:11.6	71	
Penalty Time			25.1			48.0						1:13.1			
81	28	SINAPOV Anton									BUL 2	26:20.8	+3:15.9	81	
Cumulative Time			9:00.1	+1:10.6	86	18:23.5	+2:37.1	82				26:20.8	+3:15.9	81	
Loop Time			9:00.1	+1:10.6	86	9:23.4	+1:28.7	77	7:57.3	+53.1	76				
Shooting	1		30.7	+8.7	59 1	26.4	+6.5	59			2	57.2	+11.5	61	
Range Time			57.8	+11.1	=75	54.1	+9.7	66				1:51.9	+15.8	=68	
Course Time			7:34.0	+48.2	92	7:58.7	+52.9	84	7:57.3	+53.1	76	23:30.0	+2:32.9	84	
Penalty Time			28.3			30.6						58.9			
82	87	ILIEV Vladimir									BUL 2	26:21.4	+3:16.5	82	
Cumulative Time			8:48.8	+59.3	73	18:12.9	+2:26.5	74				26:21.4	+3:16.5	82	
Loop Time			8:48.8	+59.3	73	9:24.1	+1:29.4	78	8:08.5	+1:04.3	90				
Shooting	1		29.5	+7.5	46 1	25.6	+5.7	47			2	55.1	+9.4	48	
Range Time			56.5	+9.8	62	53.5	+9.1	62				1:50.0	+13.9	62	
Course Time			7:25.6	+39.8	68	8:03.4	+57.6	92	8:08.5	+1:04.3	90	23:37.5	+2:40.4	87	
Penalty Time			26.7			27.2						53.9			
83	107	STVRTECKY Jakub									CZE 5	26:23.1	+3:18.2	83	
Cumulative Time			8:39.5	+50.0	63	18:44.9	+2:58.5	95				26:23.1	+3:18.2	83	
Loop Time			8:39.5	+50.0	63	10:05.4	+2:10.7	102	7:38.2	+34.0	36				
Shooting	1		35.8	+13.8	95 4	29.0	+9.1	80			5	1:04.8	+19.1	90	
Range Time			1:02.3	+15.6	95	56.1	+11.7	84				1:58.4	+22.3	91	
Course Time			7:11.7	+25.9	29	7:42.0	+36.2	52	7:38.2	+34.0	36	22:31.9	+1:34.8	36	
Penalty Time			25.5			1:27.3						1:52.8			
84	97	HARTWEG Niklas									SUI 2	26:29.6	+3:24.7	84	
Cumulative Time			8:28.7	+39.2	43	18:22.4	+2:36.0	81				26:29.6	+3:24.7	84	
Loop Time			8:28.7	+39.2	43	9:53.7	+1:59.0	97	8:07.2	+1:03.0	88				
Shooting	0		27.3	+5.3	24 2	23.9	+4.0	24			2	51.3	+5.6	16	
Range Time			52.1	+5.4	18	52.4	+8.0	52				1:44.5	+8.4	27	
Course Time			7:32.8	+47.0	88	8:06.5	+1:00.7	96	8:07.2	+1:03.0	88	23:46.5	+2:49.4	90	
Penalty Time			3.8			54.8						58.6			
85	59	STEFANSSON Malte									SWE 4	26:30.0	+3:25.1	85	
Cumulative Time			9:04.8	+1:15.3	88	18:33.8	+2:47.4	88				26:30.0	+3:25.1	85	
Loop Time			9:04.8	+1:15.3	88	9:29.0	+1:34.3	81	7:56.2	+52.0	73				
Shooting	2		27.4	+5.4	25 2	23.9	+4.0	24			4	51.3	+5.6	16	
Range Time			50.9	+4.2	6	49.3	+4.9	17				1:40.2	+4.1	13	
Course Time			7:25.2	+39.4	66	7:50.7	+44.9	74	7:56.2	+52.0	73	23:12.1	+2:15.0	74	
Penalty Time			48.7			49.0						1:37.7			
86	77	ANGELIS Apostolos									GRE 4	26:34.6	+3:29.7	86	
Cumulative Time			9:07.7	+1:18.2	91	18:42.5	+2:56.1	91				26:34.6	+3:29.7	86	
Loop Time			9:07.7	+1:18.2	91	9:34.8	+1:40.1	87	7:52.1	+47.9	68				
Shooting	2		34.6	+12.6	90 2	28.0	+8.1	70			4	1:02.6	+16.9	80	
Range Time			1:00.2	+13.5	88	57.5	+13.1	89				1:57.7	+21.6	88	
Course Time			7:20.0	+34.2	54	7:48.9	+43.1	68	7:52.1	+47.9	68	23:01.0	+2:03.9	62	
Penalty Time			47.5			48.4						1:35.9			

Rank	Bib	Name	Loop 1			Loop 2			Loop 3			T	Result	Behind	Rank
			Time	Behind	Rank	Time	Behind	Rank	Time	Behind	Rank				
87	47	LOMBARDOT Oscar										FRA 2	26:36.4	+3:31.5	87
Cumulative Time			9:15.9	+1:26.4	96	18:32.3	+2:45.9	85					26:36.4	+3:31.5	87
Loop Time			9:15.9	+1:26.4	96	9:16.4	+1:21.7	67	8:04.1	+59.9	87				
Shooting	1		46.3	+24.3	108 1	29.6	+9.7	85				2	1:16.0	+30.3	105
Range Time			1:13.6	+26.9	108	58.7	+14.3	92					2:12.3	+36.2	106
Course Time			7:33.4	+47.6	90	7:50.2	+44.4	=72	8:04.1	+59.9	87		23:27.7	+2:30.6	83
Penalty Time			28.9			27.5							56.4		
88	50	CRNKOVIC Kresimir										CRO 5	26:39.9	+3:35.0	88
Cumulative Time			9:05.6	+1:16.1	89	18:59.2	+3:12.8	96					26:39.9	+3:35.0	88
Loop Time			9:05.6	+1:16.1	89	9:53.6	+1:58.9	96	7:40.7	+36.5	41				
Shooting	2		33.8	+11.8	84 3	37.2	+17.3	104				5	1:11.1	+25.4	103
Range Time			1:00.5	+13.8	90	1:05.8	+21.4	106					2:06.3	+30.2	104
Course Time			7:17.5	+31.7	43	7:36.3	+30.5	34	7:40.7	+36.5	41		22:34.5	+1:37.4	40
Penalty Time			47.6			1:11.5							1:59.1		
89	92	JAKIELA Tomasz										POL 2	26:42.3	+3:37.4	89
Cumulative Time			8:37.1	+47.6	58	18:25.5	+2:39.1	84					26:42.3	+3:37.4	89
Loop Time			8:37.1	+47.6	58	9:48.4	+1:53.7	93	8:16.8	+1:12.6	99				
Shooting	0		37.3	+15.3	98 2	27.9	+8.0	69				2	1:05.3	+19.6	91
Range Time			1:03.2	+16.5	98	55.4	+11.0	78					1:58.6	+22.5	92
Course Time			7:30.4	+44.6	83	8:03.3	+57.5	91	8:16.8	+1:12.6	99		23:50.5	+2:53.4	94
Penalty Time			3.5			49.7							53.2		
90	67	DOVZAN Miha										SLO 3	26:44.3	+3:39.4	90
Cumulative Time			9:15.0	+1:25.5	95	18:33.1	+2:46.7	86					26:44.3	+3:39.4	90
Loop Time			9:15.0	+1:25.5	95	9:18.1	+1:23.4	69	8:11.2	+1:07.0	92				
Shooting	2		31.0	+9.0	67 1	22.1	+2.2	12				3	53.1	+7.4	32
Range Time			57.8	+11.1	75	49.1	+4.7	16					1:46.9	+10.8	=47
Course Time			7:27.4	+41.6	73	8:01.2	+55.4	89	8:11.2	+1:07.0	92		23:39.8	+2:42.7	88
Penalty Time			49.8			27.8							1:17.6		
91	102	SIIMER Kristo										EST 2	26:47.4	+3:42.5	91
Cumulative Time			9:06.4	+1:16.9	90	18:39.7	+2:53.3	89					26:47.4	+3:42.5	91
Loop Time			9:06.4	+1:16.9	90	9:33.3	+1:38.6	85	8:07.7	+1:03.5	89				
Shooting	1		35.4	+13.4	93 1	25.1	+5.2	40				2	1:00.5	+14.8	73
Range Time			1:01.5	+14.8	93	51.5	+7.1	40					1:53.0	+16.9	76
Course Time			7:38.2	+52.4	98	8:14.0	+1:08.2	100	8:07.7	+1:03.5	89		23:59.9	+3:02.8	98
Penalty Time			26.7			27.8							54.5		
92	90	BALOGA Matej										SVK 2	26:55.5	+3:50.6	92
Cumulative Time			8:33.5	+44.0	50	18:33.6	+2:47.2	87					26:55.5	+3:50.6	92
Loop Time			8:33.5	+44.0	50	10:00.1	+2:05.4	101	8:21.9	+1:17.7	102				
Shooting	0		31.9	+9.9	79 2	31.9	+12.0	93				2	1:03.9	+18.2	86
Range Time			59.2	+12.5	82	59.8	+15.4	96					1:59.0	+22.9	93
Course Time			7:30.5	+44.7	84	8:06.6	+1:00.8	97	8:21.9	+1:17.7	102		23:59.0	+3:01.9	97
Penalty Time			3.8			53.7							57.5		
93	83	FOMIN Maksim										LTU 2	26:57.1	+3:52.2	93
Cumulative Time			8:48.4	+58.9	72	18:44.2	+2:57.8	93					26:57.1	+3:52.2	93
Loop Time			8:48.4	+58.9	72	9:55.8	+2:01.1	99	8:12.9	+1:08.7	97				
Shooting	0		27.1	+5.1	21 2	31.4	+11.5	91				2	58.6	+12.9	66
Range Time			54.1	+7.4	37	1:00.3	+15.9	99					1:54.4	+18.3	=79
Course Time			7:50.5	+1:04.7	106	8:06.7	+1:00.9	98	8:12.9	+1:08.7	97		24:10.1	+3:13.0	101
Penalty Time			3.8			48.8							52.6		
94	80	MISE Edgars										LAT 1	26:58.5	+3:53.6	94
Cumulative Time			9:20.4	+1:30.9	99	18:41.3	+2:54.9	90					26:58.5	+3:53.6	94
Loop Time			9:20.4	+1:30.9	99	9:20.9	+1:26.2	=73	8:17.2	+1:13.0	100				
Shooting	1		36.1	+14.1	96 0	29.6	+9.7	85				1	1:05.7	+20.0	94
Range Time			1:03.7	+17.0	100	56.9	+12.5	87					2:00.6	+24.5	96
Course Time			7:48.5	+1:02.7	104	8:20.0	+1:14.2	101	8:17.2	+1:13.0	100		24:25.7	+3:28.6	104
Penalty Time			28.2			4.0							32.2		



Rank	Bib	Name	Loop 1			Loop 2			Loop 3			T	Result	Behind	Rank
			Time	Behind	Rank	Time	Behind	Rank	Time	Behind	Rank				
95	68	USOV Mihail										MDA 4	27:05.2	+4:00.3	95
Cumulative Time			9:16.2	+1:26.7	97	19:04.7	+3:18.3	100					27:05.2	+4:00.3	95
Loop Time			9:16.2	+1:26.7	97	9:48.5	+1:53.8	94	8:00.5	+56.3	80				
Shooting	2		30.8	+8.8	62 2	30.9	+11.0	89				4	1:01.7	+16.0	77
Range Time			56.0	+9.3	59	57.1	+12.7	88					1:53.1	+17.0	77
Course Time			7:32.6	+46.8	87	8:02.2	+56.4	90	8:00.5	+56.3	80		23:35.3	+2:38.2	86
Penalty Time			47.6			49.2							1:36.8		
96	104	LAHAYE-GOFFART Tom										BEL 3	27:11.7	+4:06.8	96
Cumulative Time			9:20.9	+1:31.4	101	18:43.5	+2:57.1	92					27:11.7	+4:06.8	96
Loop Time			9:20.9	+1:31.4	101	9:22.6	+1:27.9	76	8:28.2	+1:24.0	104				
Shooting	2		28.8	+6.8	40 1	26.1	+6.2	53				3	55.0	+9.3	46
Range Time			55.9	+9.2	57	51.1	+6.7	32					1:47.0	+10.9	50
Course Time			7:36.5	+50.7	95	8:05.1	+59.3	94	8:28.2	+1:24.0	104		24:09.8	+3:12.7	100
Penalty Time			48.5			26.4							1:14.9		
97	64	SIMA Michal										SVK 4	27:12.2	+4:07.3	97
Cumulative Time			9:37.6	+1:48.1	105	18:59.4	+3:13.0	97					27:12.2	+4:07.3	97
Loop Time			9:37.6	+1:48.1	105	9:21.8	+1:27.1	75	8:12.8	+1:08.6	96				
Shooting	3		27.8	+5.8	26 1	24.3	+4.4	30				4	52.2	+6.5	26
Range Time			54.2	+7.5	=40	51.3	+6.9	38					1:45.5	+9.4	=36
Course Time			7:33.6	+47.8	91	8:03.6	+57.8	93	8:12.8	+1:08.6	96		23:50.0	+2:52.9	93
Penalty Time			1:09.8			26.9							1:36.7		
98	55	TODEV Blagoy										BUL 3	27:15.4	+4:10.5	98
Cumulative Time			9:23.9	+1:34.4	103	19:03.0	+3:16.6	98					27:15.4	+4:10.5	98
Loop Time			9:23.9	+1:34.4	103	9:39.1	+1:44.4	89	8:12.4	+1:08.2	94				
Shooting	2		31.0	+9.0	67 1	22.5	+2.6	15				3	53.5	+7.8	35
Range Time			58.2	+11.5	78	51.1	+6.7	=32					1:49.3	+13.2	=58
Course Time			7:40.1	+54.3	100	8:20.0	+1:14.2	=101	8:12.4	+1:08.2	94		24:12.5	+3:15.4	102
Penalty Time			45.6			28.0							1:13.6		
99	89	PITZER Lucas										AUT 1	27:17.4	+4:12.5	99
Cumulative Time			8:50.3	+1:00.8	75	18:44.3	+2:57.9	94					27:17.4	+4:12.5	99
Loop Time			8:50.3	+1:00.8	75	9:54.0	+1:59.3	98	8:33.1	+1:28.9	105				
Shooting	0		31.2	+9.2	74 1	32.4	+12.5	96				1	1:03.6	+17.9	84
Range Time			59.7	+13.0	86	1:01.0	+16.6	101					2:00.7	+24.6	97
Course Time			7:46.9	+1:01.1	103	8:26.6	+1:20.8	106	8:33.1	+1:28.9	105		24:46.6	+3:49.5	105
Penalty Time			3.7			26.4							30.1		
100	98	SCHOMMER Paul										USA 5	27:17.6	+4:12.7	100
Cumulative Time			8:54.3	+1:04.8	80	19:18.9	+3:32.5	101					27:17.6	+4:12.7	100
Loop Time			8:54.3	+1:04.8	80	10:24.6	+2:29.9	106	7:58.7	+54.5	78				
Shooting	1		33.0	+11.0	83 4	27.8	+7.9	68				5	1:00.8	+15.1	74
Range Time			59.8	+13.1	87	54.6	+10.2	69					1:54.4	+18.3	79
Course Time			7:27.7	+41.9	75	7:57.3	+51.5	79	7:58.7	+54.5	78		23:23.7	+2:26.6	81
Penalty Time			26.8			1:32.7							1:59.5		
101	2	TSYMBAL Bogdan										UKR 3	27:29.8	+4:24.9	101
Cumulative Time			8:55.8	+1:06.3	84	19:04.6	+3:18.2	99					27:29.8	+4:24.9	101
Loop Time			8:55.8	+1:06.3	84	10:08.8	+2:14.1	104	8:25.2	+1:21.0	103				
Shooting	1		29.0	+7.0	42 2	22.4	+2.5	13				3	51.4	+5.7	19
Range Time			54.2	+7.5	=40	50.2	+5.8	=25					1:44.4	+8.3	26
Course Time			7:33.1	+47.3	89	8:25.8	+1:20.0	105	8:25.2	+1:21.0	103		24:24.1	+3:27.0	103
Penalty Time			28.5			52.8							1:21.3		
102	101	PATRIJUKS Aleksandrs										LAT 5	27:34.4	+4:29.5	102
Cumulative Time			9:23.1	+1:33.6	102	19:31.8	+3:45.4	103					27:34.4	+4:29.5	102
Loop Time			9:23.1	+1:33.6	102	10:08.7	+2:14.0	103	8:02.6	+58.4	85				
Shooting	2		27.2	+5.2	22 3	25.2	+5.3	42				5	52.4	+6.7	28
Range Time			54.2	+7.5	40	52.7	+8.3	56					1:46.9	+10.8	47
Course Time			7:40.3	+54.5	101	8:05.7	+59.9	95	8:02.6	+58.4	85		23:48.6	+2:51.5	92
Penalty Time			48.6			1:10.3							1:58.9		




Rank	Bib	Name	Loop 1			Loop 2			Loop 3			T	Result	Behind	Rank
			Time	Behind	Rank	Time	Behind	Rank	Time	Behind	Rank				
103	75	SZCZUREK Lukasz									POL 4	27:38.8	+4:33.9	103	
Cumulative Time			9:47.5	+1:58.0	106	19:36.3	+3:49.9	104				27:38.8	+4:33.9	103	
Loop Time			9:47.5	+1:58.0	106	9:48.8	+1:54.1	95	8:02.5	+58.3	84				
Shooting	3		28.0	+6.0	28 1	28.0	+8.1	70			4	56.1	+10.4	56	
Range Time			54.6	+7.9	=46	54.7	+10.3	72				1:49.3	+13.2	58	
Course Time			7:39.9	+54.1	99	8:25.3	+1:19.5	104	8:02.5	+58.3	84	24:07.7	+3:10.6	99	
Penalty Time			1:13.0			28.8						1:41.8			
104	35	KAUKENAS Tomas									LTU 5	27:43.3	+4:38.4	104	
Cumulative Time			9:12.8	+1:23.3	94	19:29.4	+3:43.0	102				27:43.3	+4:38.4	104	
Loop Time			9:12.8	+1:23.3	94	10:16.6	+2:21.9	105	8:13.9	+1:09.7	98				
Shooting	2		28.2	+6.2	33 3	28.0	+8.1	70			5	56.3	+10.6	57	
Range Time			56.3	+9.6	60	55.7	+11.3	80				1:52.0	+15.9	70	
Course Time			7:28.1	+42.3	=77	8:09.7	+1:03.9	99	8:13.9	+1:09.7	98	23:51.7	+2:54.6	96	
Penalty Time			48.4			1:11.2						1:59.6			
105	26	GOW Scott									CAN 6	28:23.2	+5:18.3	105	
Cumulative Time			10:43.5	+2:54.0	108	20:14.5	+4:28.1	107				28:23.2	+5:18.3	105	
Loop Time			10:43.5	+2:54.0	108	9:31.0	+1:36.3	84	8:08.7	+1:04.5	91				
Shooting	5		38.6	+16.6	103 1	38.0	+18.1	106			6	1:16.7	+31.0	106	
Range Time			1:05.7	+19.0	104	1:05.5	+21.1	105				2:11.2	+35.1	105	
Course Time			7:44.2	+58.4	102	7:58.3	+52.5	82	8:08.7	+1:04.5	91	23:51.2	+2:54.1	95	
Penalty Time			1:53.6			27.2						2:20.8			
106	106	OSKIN Anatoly									ROU 4	28:32.4	+5:27.5	106	
Cumulative Time			10:09.6	+2:20.1	107	19:55.5	+4:09.1	105				28:32.4	+5:27.5	106	
Loop Time			10:09.6	+2:20.1	107	9:45.9	+1:51.2	92	8:36.9	+1:32.7	107				
Shooting	3		28.3	+6.3	34 1	23.2	+3.3	17			4	51.5	+5.8	20	
Range Time			54.6	+7.9	46	50.9	+6.5	30				1:45.5	+9.4	36	
Course Time			7:59.1	+1:13.3	108	8:25.1	+1:19.3	103	8:36.9	+1:32.7	107	25:01.1	+4:04.0	107	
Penalty Time			1:15.9			29.9						1:45.8			
107	99	PANCERZ Przemyslaw									POL 4	28:47.6	+5:42.7	107	
Cumulative Time			8:57.3	+1:07.8	85	20:10.4	+4:24.0	106				28:47.6	+5:42.7	107	
Loop Time			8:57.3	+1:07.8	85	11:13.1	+3:18.4	107	8:37.2	+1:33.0	108				
Shooting	0		38.0	+16.0	102 4	32.1	+12.2	95			4	1:10.2	+24.5	100	
Range Time			1:04.6	+17.9	102	1:00.0	+15.6	98				2:04.6	+28.5	102	
Course Time			7:48.7	+1:02.9	105	8:30.5	+1:24.7	107	8:37.2	+1:33.0	108	24:56.4	+3:59.3	106	
Penalty Time			4.0			1:42.6						1:46.6			
108	93	DELDESH Dastan									KAZ 4	29:05.4	+6:00.5	108	
Cumulative Time			8:55.1	+1:05.6	=82	20:28.7	+4:42.3	108				29:05.4	+6:00.5	108	
Loop Time			8:55.1	+1:05.6	82	11:33.6	+3:38.9	108	8:36.7	+1:32.5	106				
Shooting	0		34.7	+12.7	91 4	33.9	+14.0	101			4	1:08.7	+23.0	98	
Range Time			1:00.6	+13.9	91	1:04.6	+20.2	104				2:05.2	+29.1	103	
Course Time			7:50.7	+1:04.9	107	8:44.6	+1:38.8	108	8:36.7	+1:32.5	106	25:12.0	+4:14.9	108	
Penalty Time			3.8			1:44.4						1:48.2			

LEGEND

= Equal sign indicates that two or more competitors share the same rank T Total penalties





Competition Shooting Results

Software by
TAURUS-SOFT Systemtechnik
D 83620 Feldkirchen

HoRa Systemtechnik GmbH
Chiemseestrasse 26 D83093 Bad Endorf
Tel +49 (0)8053 49043
Fax +49 (0)8053 49053
e-mail: info@hora2000.de
http://www.hora2000.de

Hochfilzen 2 Sprint men 10 km Dec 17, 2020

Page 1

P	1S	2S	3S	4S	5S	ShTm	Rk	RunTm	Rk	RoundTm	Rk	RndTm+P	Rk	Sht. img.	L	M	La	Remark
1 RASTORGUJEVS Andrejs LAT																		
1	15.8	2.8	2.8	3.2	<u>3.6</u>	00:30.3	54	07:25.1	18	07:55.4	19	08:23.0	46	●4③②①	1	P	14	
2	15.5	2.7	2.4	<u>2.5</u>	<u>2.8</u>	00:27.7	67	08:30.7	62	08:58.4	65	09:48.8	74	●●③②①	2	S	16	
3						00:58.0	65	15:55.8	42	16:53.7	45	17:44.1	61					+ 22 sec/Penalty
2 TSYMBAL Bogdan UKR																		
1	<u>17.2</u>	3.5	2.1	2.1	1.9	00:29.0	42	07:46.8	84	08:15.8	79	08:43.0	81	⑤④③②●	1	P	13	
2	<u>12.5</u>	2.1	2.1	1.4	<u>2.2</u>	00:22.4	13	09:19.9	102	09:42.3	99	10:33.5	97	●④③②●	2	S	18	
3						00:51.4	19	17:06.7	99	17:58.1	94	18:49.3	98					+ 22 sec/Penalty
3 CLAUDE Fabien FRA																		
0	18.3	2.3	2.3	2.1	2.4	00:29.9	49	07:24.0	16	07:53.9	15	07:55.1	8	⑤④③②①	1	P	3	
1	13.8	2.2	1.7	<u>1.5</u>	2.7	00:23.7	22	07:53.0	7	08:16.7	4	08:45.9	15	⑤●③②①	2	S	18	
1						00:53.6	37	15:17.0	7	16:10.6	7	16:39.8	11					+ 22 sec/Penalty
4 NORDGREN Leif USA																		
0	15.9	3.7	2.5	2.7	2.8	00:30.5	56	07:43.4	73	08:13.9	73	08:17.9	39	①②③④⑤	1	P	10	
0	15.8	3.4	3.0	2.4	2.2	00:28.9	79	08:17.3	37	08:46.2	42	08:53.0	21	①②③④⑤	2	S	17	
0						00:59.4	68	16:00.7	51	17:00.1	56	17:06.9	33					+ 22 sec/Penalty
5 WEGER Benjamin SUI																		
0	14.8	4.1	2.8	2.8	3.5	00:31.0	69	07:23.2	15	07:54.2	16	07:59.0	13	①②③④⑤	1	P	12	
1	14.0	2.3	<u>2.1</u>	1.7	2.5	00:24.6	33	08:01.5	18	08:26.1	14	08:54.5	22	⑤④●②①	2	S	16	
1						00:55.7	54	15:24.7	14	16:20.3	14	16:48.7	17					+ 22 sec/Penalty
6 BOCHARNIKOV Sergey BLR																		
1	12.8	<u>2.4</u>	3.7	2.6	2.8	00:26.8	18	07:24.7	17	07:51.5	12	08:16.7	36	⑤④③●①	1	P	8	
0	14.2	2.3	1.9	2.1	3.3	00:26.0	52	08:28.5	57	08:54.6	53	09:01.4	30	⑤④③②①	2	S	17	
1						00:52.8	31	15:53.3	37	16:46.1	40	16:52.9	22					+ 22 sec/Penalty
7 EDER Simon AUT																		
0	11.9	3.3	2.6	2.4	1.9	00:24.8	4	07:44.0	76	08:08.7	51	08:11.5	27	①②③④⑤	1	P	7	
0	12.1	2.2	1.5	1.6	1.8	00:21.0	3	08:10.3	30	08:31.3	24	08:37.7	8	①②③④⑤	2	S	16	
0						00:45.7	1	15:54.3	40	16:40.0	29	16:46.4	15					+ 22 sec/Penalty
8 ERIMITS Kalev EST																		
1	18.3	<u>3.0</u>	3.0	3.0	2.8	00:32.5	81	07:37.1	53	08:09.6	58	08:35.6	68	⑤④③●①	1	P	10	
0	13.3	2.2	1.9	1.8	1.6	00:22.5	14	08:32.6	66	08:55.1	56	09:02.3	31	⑤④③②①	2	S	18	
1						00:54.9	45	16:09.7	64	17:04.7	62	17:11.9	39					+ 22 sec/Penalty
9 HOFER Lukas ITA																		
0	16.8	2.5	2.3	3.8	2.3	00:30.3	53	07:26.0	20	07:56.3	20	07:58.7	12	①②③④⑤	1	P	6	
1	14.6	11.0	1.8	<u>1.8</u>	1.6	00:32.4	98	07:55.4	11	08:27.8	18	08:56.6	24	⑤●③②①	2	S	17	
1						01:02.7	82	15:21.4	11	16:24.1	16	16:52.9	21					+ 22 sec/Penalty
10 ANDERSEN Aleksander Fjeld NOR																		
0	14.8	2.3	2.2	2.1	2.1	00:26.4	11	07:30.6	31	07:57.0	24	07:58.6	11	⑤④③②①	1	P	4	
2	<u>14.3</u>	2.2	2.1	2.2	<u>2.3</u>	00:25.1	40	07:57.9	15	08:23.0	11	09:13.4	42	●④③②●	2	S	16	
2						00:51.5	20	15:28.5	17	16:20.0	13	17:10.4	36					+ 22 sec/Penalty
11 EBERHARD Julian AUT																		
0	19.4	2.2	2.2	2.1	2.3	00:30.8	61	07:25.9	19	07:56.7	22	07:57.5	9	①②③④⑤	1	P	2	
1	13.7	<u>1.9</u>	1.8	2.0	4.6	00:26.4	58	07:52.2	6	08:18.6	6	08:47.4	16	①●③④⑤	2	S	17	
1						00:57.1	60	15:18.1	9	16:15.3	11	16:44.1	13					+ 22 sec/Penalty
12 GOW Christian CAN																		
0	19.5	2.0	2.3	2.0	1.9	00:29.9	47	07:40.9	65	08:10.8	64	08:16.4	35	⑤④③②①	1	P	14	
1	<u>16.1</u>	2.1	1.8	3.2	2.2	00:27.4	64	08:04.1	22	08:31.5	26	09:00.3	28	⑤④③②●	2	S	17	
1						00:57.3	62	15:45.0	31	16:42.3	33	17:11.1	38					+ 22 sec/Penalty
13 ELISEEV Matvey RUS																		
1	16.1	2.7	<u>2.8</u>	2.1	2.1	00:28.6	37	07:35.2	43	08:03.8	38	08:26.6	53	⑤④●②①	1	P	2	
1	12.1	<u>2.1</u>	1.8	1.7	1.7	00:21.4	10	08:20.3	43	08:41.6	36	09:11.2	40	⑤④③●①	2	S	19	
2						00:50.0	11	15:55.4	41	16:45.4	38	17:15.0	41					+ 22 sec/Penalty

P	1S	2S	3S	4S	5S	ShTm	Rk	RunTm	Rk	RoundTm	Rk	RndTm+P	Rk	Sht. img.	L	M	La	Remark
14 ZEMLICKA Milan CZE																		
1	16.4	2.3	2.0	1.9	<u>1.9</u>	00:26.7	15	07:39.5	60	08:06.2	47	08:32.2	66	●4③②①	1	P	10	
0	11.7	1.7	3.3	1.9	1.9	00:22.0	11	08:50.6	84	09:12.6	79	09:19.8	50	⑤4③②①	2	S	18	
1						00:48.8	9	16:30.1	80	17:18.8	73	17:26.0	48					+ 22 sec/Penalty
15 SMOLSKI Anton BLR																		
1	17.0	2.5	2.4	<u>2.3</u>	3.9	00:30.6	57	07:28.2	24	07:58.8	28	08:24.0	48	⑤●③②①	1	P	8	
1	12.0	2.7	<u>2.1</u>	4.1	2.1	00:24.7	35	08:18.3	40	08:43.0	38	09:11.8	41	⑤4●②①	2	S	17	
2						00:55.3	51	15:46.5	33	16:41.8	31	17:10.6	37					+ 22 sec/Penalty
16 GERDZHICOV Dimitar BUL																		
2	<u>15.0</u>	<u>2.4</u>	2.3	2.3	2.2	00:26.6	14	07:48.7	90	08:15.3	77	09:00.5	93	⑤4③●●	1	P	3	
1	<u>15.2</u>	2.6	2.9	2.4	2.6	00:28.1	73	08:52.9	86	09:21.0	86	09:51.4	80	⑤4③②●	2	S	21	
3						00:54.7	44	16:41.7	88	17:36.4	83	18:06.8	78					+ 22 sec/Penalty
17 BAUER Klemen SLO																		
0	14.4	2.2	2.2	2.1	2.8	00:26.5	12	07:41.8	67	08:08.3	50	08:11.9	28	⑤4③②①	1	P	9	
1	12.8	2.6	2.4	2.5	<u>2.9</u>	00:25.4	43	08:11.8	31	08:37.2	32	09:06.4	35	●4③②①	2	S	18	
1						00:51.9	24	15:53.6	38	16:45.5	39	17:14.7	40					+ 22 sec/Penalty
18 LOGINOV Alexander RUS																		
1	18.4	2.3	2.2	<u>2.5</u>	2.1	00:30.1	51	07:23.0	14	07:53.2	14	08:16.0	33	⑤●③②①	1	P	2	
1	13.7	2.4	1.9	2.0	<u>2.0</u>	00:24.2	28	08:09.2	28	08:33.4	28	09:03.0	32	①②③④●	2	S	19	
2						00:54.3	42	15:32.3	21	16:26.6	19	16:56.2	25					+ 22 sec/Penalty
19 STROLIA Vytautas LTU																		
1	17.1	2.5	<u>2.3</u>	2.3	2.2	00:28.8	39	07:43.6	74	08:12.4	68	08:38.4	71	⑤4●②①	1	P	10	
0	12.7	2.2	2.7	2.2	2.7	00:24.7	34	08:36.9	71	09:01.6	67	09:08.0	36	⑤4③②①	2	S	16	
1						00:53.5	35	16:20.6	70	17:14.0	66	17:20.4	44					+ 22 sec/Penalty
20 CLAUDE Florent BEL																		
1	22.1	<u>3.9</u>	2.9	3.1	2.9	00:37.7	99	07:35.8	47	08:13.5	71	08:41.1	79	①●③④⑤	1	P	14	
2	15.2	<u>2.6</u>	3.6	<u>2.6</u>	2.3	00:28.8	78	08:33.2	68	09:02.0	68	09:54.4	81	①●③●⑤	2	S	21	
3						01:06.5	95	16:09.0	63	17:15.4	68	18:07.8	80					+ 22 sec/Penalty
21 FILLON MAILLET Quentin FRA																		
1	16.1	2.4	2.4	<u>2.4</u>	2.3	00:28.3	34	07:26.3	21	07:54.6	18	08:17.8	38	①②③●⑤	1	P	3	
0	12.6	2.1	2.0	1.8	1.8	00:22.6	16	08:04.9	24	08:27.5	17	08:35.1	6	①②③④⑤	2	S	19	
1						00:50.9	15	15:31.3	20	16:22.1	15	16:29.7	8					+ 22 sec/Penalty
22 GUZIK Grzegorz POL																		
1	13.4	1.7	1.6	1.5	<u>1.5</u>	00:22.1	1	07:38.7	58	08:00.8	32	08:26.8	54	●4③②①	1	P	10	
3	13.6	<u>2.4</u>	<u>2.1</u>	2.7	<u>2.4</u>	00:25.5	46	08:29.8	59	08:55.3	57	10:08.9	91	●4●●①	2	S	19	
4						00:47.6	6	16:08.5	62	16:56.1	48	18:09.7	82					+ 22 sec/Penalty
23 JACQUELIN Emilien FRA																		
0	18.2	2.2	1.6	1.7	1.5	00:27.3	23	07:20.9	8	07:48.2	6	07:49.4	4	⑤4③②①	1	P	3	
1	15.5	1.9	1.3	2.4	<u>2.9</u>	00:26.1	55	07:42.9	4	08:09.0	3	08:37.8	10	①②③④●	2	S	17	
1						00:53.4	34	15:03.8	4	15:57.3	3	16:26.1	7					+ 22 sec/Penalty
24 GUIGNONAT Antonin FRA																		
1	<u>19.7</u>	4.4	3.0	3.5	3.3	00:37.8	101	07:37.8	56	08:15.7	78	08:38.9	74	●②③④⑤	1	P	3	
1	<u>11.3</u>	2.6	2.7	2.6	2.7	00:23.9	25	08:18.0	39	08:41.9	37	09:10.3	39	⑤4③②●	2	S	16	
2						01:01.8	78	15:55.9	43	16:57.6	51	17:26.0	49					+ 22 sec/Penalty
25 TRSAN Rok SLO																		
1	14.8	<u>2.7</u>	2.2	2.5	2.5	00:26.9	19	07:47.5	87	08:14.3	75	08:39.9	75	①●③④⑤	1	P	9	
1	10.9	1.9	<u>2.1</u>	2.5	2.1	00:21.2	8	08:28.0	54	08:49.1	45	09:17.9	47	①②●④⑤	2	S	17	
2						00:48.0	8	16:15.4	69	17:03.5	61	17:32.3	56					+ 22 sec/Penalty
26 GOW Scott CAN																		
5	<u>20.4</u>	<u>2.8</u>	<u>3.4</u>	<u>2.5</u>	<u>3.9</u>	00:38.7	103	07:59.6	102	08:38.2	103	10:33.8	108	●●●●●	1	P	14	
1	25.6	<u>2.5</u>	2.8	2.0	2.2	00:38.1	106	10:19.2	108	10:57.2	108	11:25.6	108	①●③④⑤	2	S	16	
6						01:16.7	106	18:18.7	107	19:35.4	108	20:03.8	107					+ 22 sec/Penalty
27 FAK Jakov SLO																		
0	12.6	3.5	2.6	2.6	2.5	00:26.2	9	07:28.2	22	07:54.4	17	07:58.0	10	①②③④⑤	1	P	9	
1	11.9	2.8	2.7	3.2	<u>2.9</u>	00:26.3	57	07:54.3	9	08:20.6	9	08:49.0	18	①②③④●	2	S	16	
1						00:52.5	29	15:22.5	12	16:15.0	10	16:43.4	12					+ 22 sec/Penalty

P	1S	2S	3S	4S	5S	ShTm	Rk	RunTm	Rk	RoundTm	Rk	RndTm+P	Rk	Sht. img.	L	M	La	Remark
28 SINAPOV Anton BUL																		
1	<u>16.2</u>	3.3	2.6	2.6	2.8	00:30.7	59	07:49.1	92	08:19.9	89	08:47.9	84	●②③④⑤	1	P	15	
1	<u>12.7</u>	2.7	2.7	2.5	3.9	00:26.5	60	08:53.3	87	09:19.7	83	09:48.5	73	●②③④⑤	2	S	17	
2						00:57.2	61	16:42.4	89	17:39.6	85	18:08.4	81					+ 22 sec/Penalty
29 DESTHIEUX Simon FRA																		
0	16.2	3.3	2.8	2.3	2.7	00:30.5	55	07:36.3	50	08:06.7	49	08:07.9	23	⑤④③②①	1	P	3	
1	14.5	2.3	2.4	2.2	<u>2.4</u>	00:25.8	49	07:53.8	8	08:19.6	8	08:48.8	17	●④③②①	2	S	18	
1						00:56.3	58	15:30.1	19	16:26.3	18	16:55.5	24					+ 22 sec/Penalty
30 BORMOLINI Thomas ITA																		
0	16.7	2.8	2.9	2.5	3.4	00:31.3	75	07:40.9	64	08:12.2	67	08:14.6	31	⑤④③②①	1	P	6	
2	<u>13.5</u>	2.1	2.6	1.9	<u>2.0</u>	00:24.5	32	08:03.5	21	08:28.0	20	09:18.4	48	●④③②●	2	S	16	
2						00:55.9	55	15:44.3	29	16:40.2	30	17:30.6	55					+ 22 sec/Penalty
31 KUEHN Johannes GER																		
0	17.5	3.3	3.1	3.1	2.9	00:32.6	82	07:30.8	32	08:03.3	36	08:03.7	19	①②③④⑤	1	P	1	
3	<u>15.7</u>	3.1	<u>3.2</u>	5.9	<u>3.0</u>	00:33.1	100	07:54.7	10	08:27.8	19	09:41.0	67	●●④②●	2	S	18	
3						01:05.6	93	15:25.5	15	16:31.2	22	17:44.4	62					+ 22 sec/Penalty
32 BABIKOV Anton RUS																		
0	11.5	2.2	2.3	2.2	2.1	00:22.8	2	07:37.8	55	08:00.5	31	08:01.3	14	⑤④③②①	1	P	2	
0	13.7	2.6	2.3	4.3	2.5	00:27.5	65	08:16.0	36	08:43.5	40	08:51.1	20	⑤④③②①	2	S	19	
0						00:50.3	14	15:53.8	39	16:44.0	36	16:51.6	20					+ 22 sec/Penalty
33 LEMMERER Harald AUT																		
0	16.6	3.8	3.2	3.0	4.7	00:34.3	86	07:30.8	33	08:05.1	45	08:07.9	24	①②③④⑤	1	P	7	
1	13.2	3.9	4.0	4.3	<u>4.4</u>	00:32.9	99	07:57.3	14	08:30.2	21	08:59.0	27	●④③②①	2	S	17	
1						01:07.2	96	15:28.1	16	16:35.3	25	17:04.1	31					+ 22 sec/Penalty
34 PRYMA Artem UKR																		
1	13.1	2.0	<u>1.7</u>	1.9	2.1	00:23.7	3	07:34.9	41	07:58.6	27	08:25.8	51	⑤④●②①	1	P	13	
1	11.9	3.1	<u>2.0</u>	1.5	2.6	00:23.6	20	08:30.7	63	08:54.3	52	09:24.3	56	⑤④●②①	2	S	20	
2						00:47.2	5	16:05.6	57	16:52.9	43	17:22.9	45					+ 22 sec/Penalty
35 KAUKENAS Tomas LTU																		
2	16.3	2.1	1.9	<u>2.5</u>	<u>2.8</u>	00:28.3	33	07:46.3	81	08:14.6	76	09:03.4	95	●●③②①	1	P	12	
3	<u>14.6</u>	<u>2.0</u>	3.1	<u>2.4</u>	3.4	00:28.0	70	09:22.8	103	09:50.8	103	11:04.4	105	⑤●③●●	2	S	19	
5						00:56.3	57	17:09.1	100	18:05.4	99	19:19.0	102					+ 22 sec/Penalty
36 FEMLING Peppe SWE																		
0	12.5	3.0	2.4	2.7	2.8	00:26.2	8	07:39.4	59	08:05.6	46	08:07.6	21	⑤④③②①	1	P	5	
1	11.9	1.9	1.9	<u>1.5</u>	1.9	00:21.0	4	08:05.9	25	08:26.8	16	08:55.6	23	⑤●③②①	2	S	17	
1						00:47.2	3	15:45.3	32	16:32.4	23	17:01.2	27					+ 22 sec/Penalty
37 FINELLO Jeremy SUI																		
1	16.0	3.1	<u>2.7</u>	3.5	2.8	00:30.8	64	07:19.7	6	07:50.6	9	08:17.0	37	①②●④⑤	1	P	11	
2	11.7	2.7	<u>2.7</u>	<u>9.4</u>	2.7	00:31.2	90	08:20.3	44	08:51.5	48	09:42.7	69	⑤●●②①	2	S	18	
3						01:02.0	79	15:40.0	25	16:42.0	32	17:33.2	57					+ 22 sec/Penalty
38 BROWN Jake USA																		
2	16.1	3.5	<u>3.6</u>	4.5	<u>4.2</u>	00:34.7	91	07:35.2	44	08:09.9	59	08:59.5	92	●④●②①	1	P	14	
1	17.5	<u>4.3</u>	2.9	4.2	3.9	00:35.5	102	08:45.5	79	09:21.0	85	09:50.2	79	⑤④③●①	2	S	18	
3						01:10.2	101	16:20.7	71	17:30.9	78	18:00.1	71					+ 22 sec/Penalty
39 LAEGREID Sturla Holm NOR																		
0	14.8	2.3	2.4	2.4	2.6	00:26.8	17	07:15.1	3	07:41.9	2	07:42.3	1	⑤④③②①	1	P	1	
0	11.5	2.1	2.0	1.9	1.8	00:21.0	6	07:30.3	1	07:51.3	1	07:57.7	1	⑤④③②①	2	S	16	
0						00:47.8	7	14:45.4	1	15:33.1	1	15:39.5	1					+ 22 sec/Penalty
40 VACLAVIK Adam CZE																		
1	18.0	4.5	3.0	3.0	<u>3.0</u>	00:34.4	88	07:30.3	30	08:04.7	42	08:30.7	63	①②③④●	1	P	10	
1	14.0	2.7	<u>2.7</u>	4.2	3.1	00:29.4	84	08:26.9	52	08:56.3	61	09:25.1	57	⑤④●②①	2	S	17	
2						01:03.8	85	15:57.2	49	17:01.0	58	17:29.8	53					+ 22 sec/Penalty
41 DALE Johannes NOR																		
0	18.7	3.9	2.9	2.8	3.0	00:34.3	87	07:10.6	2	07:45.0	4	07:46.6	2	①②③④⑤	1	P	4	
0	14.1	2.8	2.7	2.7	6.0	00:30.3	88	07:36.8	2	08:07.1	2	08:13.5	2	⑤④③②①	2	S	16	
0						01:04.6	87	14:47.5	2	15:52.1	2	15:58.5	2					+ 22 sec/Penalty

P	1S	2S	3S	4S	5S	ShTm	Rk	RunTm	Rk	RoundTm	Rk	RndTm+P	Rk	Sht. img.	L	M	La	Remark
42 PIDRUCHNYI Dmytro UKR																		
0	15.3	2.3	2.1	2.0	2.1	00:27.1	20	07:21.9	12	07:49.0	7	07:54.2	7	⑤④③②①	1	P	13	
0	12.4	3.8	2.1	2.1	2.2	00:24.8	37	08:01.1	17	08:25.9	13	08:32.3	4	①②③④⑤	2	S	16	
0						00:51.9	25	15:23.0	13	16:14.9	9	16:21.3	5					+ 22 sec/Penalty
43 VARABEI Maksim BLR																		
1	22.6	9.6	2.8	2.5	2.9	00:43.2	107	07:21.9	11	08:05.1	44	08:30.3	60	⑤④③②●	1	P	8	
0	16.9	2.8	2.6	3.0	2.9	00:30.1	87	08:21.7	45	08:51.9	49	08:58.7	26	⑤④③②①	2	S	17	
1						01:13.3	104	15:43.6	28	16:56.9	50	17:03.7	30					+ 22 sec/Penalty
44 BOE Johannes Thingnes NOR																		
2	17.1	3.0	2.0	2.5	2.5	00:30.2	52	07:04.1	1	07:34.2	1	08:19.8	43	⑤●●②①	1	P	4	
0	12.1	2.4	1.9	1.6	1.4	00:21.2	9	08:10.2	29	08:31.4	25	08:37.8	9	⑤④③②①	2	S	16	
2						00:51.4	18	15:14.2	6	16:05.6	5	16:12.0	3					+ 22 sec/Penalty
45 LANGER Thierry BEL																		
1	16.5	2.7	2.2	2.3	2.4	00:28.8	40	07:28.3	26	07:57.1	25	08:25.1	50	⑤④③②●	1	P	15	
1	14.3	2.2	1.9	2.1	1.9	00:24.8	36	08:32.8	67	08:57.6	63	09:26.8	60	⑤●③②①	2	S	18	
2						00:53.6	39	16:01.1	52	16:54.7	46	17:23.9	46					+ 22 sec/Penalty
46 LESSER Erik GER																		
0	17.7	2.6	2.3	2.2	2.5	00:30.1	50	07:32.8	38	08:02.8	35	08:03.2	16	⑤④③②①	1	P	1	
2	12.5	5.0	3.9	2.8	2.5	00:28.8	77	07:56.4	12	08:25.2	12	09:15.6	45	●④③●①	2	S	16	
2						00:58.9	67	15:29.2	18	16:28.0	20	17:18.4	42					+ 22 sec/Penalty
47 LOMBARDOT Oscar FRA																		
1	22.2	8.1	4.0	3.8	4.7	00:46.4	108	07:53.5	96	08:39.9	104	09:03.1	94	⑤④③②●	1	P	3	
1	13.9	2.1	2.3	6.8	1.9	00:29.7	86	08:40.9	76	09:10.6	77	09:39.8	66	⑤④●②①	2	S	18	
2						01:16.0	105	16:34.4	82	17:50.5	91	18:19.7	86					+ 22 sec/Penalty
48 KRČMAR Michal CZE																		
1	17.8	1.9	2.4	1.9	1.9	00:28.1	32	07:32.0	35	08:00.1	30	08:26.1	52	⑤●③②①	1	P	10	
0	13.8	2.1	2.1	2.2	2.2	00:24.2	29	08:31.6	64	08:55.8	59	09:03.4	33	⑤④③②①	2	S	19	
1						00:52.4	27	16:03.6	55	16:56.0	47	17:03.6	29					+ 22 sec/Penalty
49 DUDCHENKO Anton UKR																		
0	16.8	4.0	3.2	3.8	3.2	00:34.0	85	07:35.0	42	08:09.1	55	08:14.3	29	⑤④③②①	1	P	13	
0	13.1	2.9	2.8	2.6	2.4	00:25.9	51	08:04.7	23	08:30.6	23	08:37.4	7	⑤④③②①	2	S	17	
0						00:59.9	71	15:39.8	24	16:39.7	28	16:46.5	16					+ 22 sec/Penalty
50 CRNKOVIC Kresimir CRO																		
2	19.3	2.8	2.8	2.5	3.1	00:33.9	84	07:35.3	45	08:09.2	57	08:57.6	90	①②●④●	1	P	11	
3	16.5	3.0	3.1	2.8	9.4	00:37.2	105	08:48.9	82	09:26.2	90	10:39.4	100	●②●④●	2	S	18	
5						01:11.1	103	16:24.3	77	17:35.4	82	18:48.6	96					+ 22 sec/Penalty
51 KOMATZ David AUT																		
0	20.3	2.4	2.5	2.2	2.0	00:31.9	79	07:36.9	52	08:08.8	53	08:11.2	25	①②③④⑤	1	P	6	
0	14.9	2.6	2.2	2.1	2.5	00:26.1	53	08:07.7	27	08:33.8	29	08:40.2	11	①②③④⑤	2	S	16	
0						00:58.0	64	15:44.6	30	16:42.6	34	16:49.0	18					+ 22 sec/Penalty
52 BUTA George ROU																		
1	16.3	4.2	2.8	2.6	3.3	00:31.4	76	07:53.7	97	08:25.1	97	08:51.1	87	⑤④③●①	1	P	10	
0	13.8	5.0	2.4	2.4	3.3	00:28.8	76	08:49.4	83	09:18.1	82	09:25.7	59	⑤④③②①	2	S	19	
1						01:00.2	72	16:43.1	90	17:43.2	87	17:50.8	66					+ 22 sec/Penalty
53 PEIFFER Arnd GER																		
1	14.3	5.1	3.5	2.4	2.9	00:31.1	72	07:29.9	29	08:01.0	33	08:23.4	47	●②③④⑤	1	P	1	
0	12.9	2.9	2.2	2.3	2.2	00:24.5	31	08:18.6	41	08:43.1	39	08:49.9	19	①②③④⑤	2	S	17	
1						00:55.6	53	15:48.5	36	16:44.1	37	16:50.9	19					+ 22 sec/Penalty
54 KOBONOKI Tsukasa JPN																		
1	17.1	2.8	3.1	3.0	3.0	00:30.7	60	07:48.6	89	08:19.3	87	08:45.3	82	⑤④③②●	1	P	10	
2	17.1	2.9	2.4	4.0	4.0	00:32.0	94	08:37.0	72	09:09.0	75	10:00.2	88	⑤④●②●	2	S	18	
3						01:02.8	83	16:25.6	78	17:28.4	77	18:19.6	85					+ 22 sec/Penalty
55 TODEV Blagoy BUL																		
2	18.5	2.4	2.4	2.3	2.8	00:31.0	68	07:56.0	100	08:27.0	99	09:15.8	103	①●●④⑤	1	P	12	
1	13.5	1.8	1.7	1.8	2.0	00:22.6	15	09:31.4	104	09:53.9	104	10:23.1	95	①②③●⑤	2	S	18	
3						00:53.6	36	17:27.3	105	18:20.9	103	18:50.1	99					+ 22 sec/Penalty

P	1S	2S	3S	4S	5S	ShTm	Rk	RunTm	Rk	RoundTm	Rk	RndTm+P	Rk	Sht. img.	L	M	La	Remark
56 CHRISTIANSEN Vetle Sjaastad NOR																		
1	<u>15.3</u>	2.5	2.4	2.6	3.2	00:29.1	43	07:15.1	4	07:44.3	3	08:07.9	22	⑤④③②●	1	P	4	
0	18.1	3.5	3.2	2.7	3.2	00:32.4	97	08:02.1	20	08:34.5	31	08:40.9	12	⑤④③②①	2	S	16	
1						01:01.6	76	15:17.2	8	16:18.7	12	16:25.1	6					+ 22 sec/Penalty
57 RAENKEL Raido EST																		
0	18.8	5.0	4.4	4.4	5.5	00:41.1	104	07:42.7	71	08:23.9	96	08:29.9	59	⑤④③②①	1	P	15	
1	15.6	6.2	5.1	<u>3.0</u>	5.7	00:38.1	107	08:14.3	34	08:52.4	50	09:21.2	52	●⑤③②①	2	S	17	
1						01:19.3	107	15:57.1	46	17:16.3	70	17:45.1	63					+ 22 sec/Penalty
58 YALIOTNAU Raman BLR																		
1	<u>16.8</u>	6.9	2.6	2.6	2.8	00:34.4	89	07:34.3	40	08:08.8	52	08:34.0	67	⑤④③②●	1	P	8	
1	14.3	<u>2.3</u>	2.0	1.9	4.1	00:26.4	59	08:22.7	46	08:49.2	46	09:18.8	49	⑤④③●①	2	S	19	
2						01:00.9	74	15:57.1	47	16:58.0	52	17:27.6	51					+ 22 sec/Penalty
59 STEFANSSON Malte SWE																		
2	14.8	2.4	2.2	<u>2.2</u>	<u>2.7</u>	00:27.4	25	07:42.8	72	08:10.3	60	08:56.3	88	●●③②①	1	P	5	
2	<u>11.6</u>	2.7	<u>2.4</u>	2.7	2.3	00:23.9	24	08:58.8	92	09:22.7	88	10:13.5	93	⑤④●②●	2	S	17	
4						00:51.3	16	16:41.6	87	17:32.9	80	18:23.7	88					+ 22 sec/Penalty
60 MORAVEC Ondrej CZE																		
0	15.8	2.6	2.0	2.2	2.0	00:26.6	13	07:33.1	39	07:59.7	29	08:03.7	18	⑤④③②①	1	P	10	
0	14.0	1.8	1.7	1.8	2.8	00:23.6	21	08:14.9	35	08:38.5	34	08:44.9	14	⑤④③②①	2	S	16	
0						00:50.2	12	15:48.0	35	16:38.2	27	16:44.6	14					+ 22 sec/Penalty
61 STALDER Sebastian SUI																		
0	14.6	2.4	2.0	2.1	2.1	00:25.8	6	07:31.8	34	07:57.6	26	08:02.0	15	①②③④⑤	1	P	11	
3	10.7	1.8	<u>1.7</u>	<u>1.7</u>	<u>1.9</u>	00:19.9	1	08:25.4	49	08:45.3	41	09:58.5	84	①②●●●	2	S	18	
3						00:45.7	2	15:57.1	48	16:42.9	35	17:56.1	70					+ 22 sec/Penalty
62 RUNNALLS Adam CAN																		
0	13.5	2.7	2.4	2.4	2.5	00:26.1	7	07:46.7	83	08:12.8	69	08:18.0	40	⑤④③②①	1	P	13	
2	11.3	1.9	2.2	<u>2.0</u>	<u>1.8</u>	00:21.1	7	08:19.2	42	08:40.2	35	09:30.6	62	●●③②①	2	S	16	
2						00:47.2	4	16:05.9	58	16:53.0	44	17:43.4	60					+ 22 sec/Penalty
63 LATYPOV Eduard RUS																		
2	15.1	<u>2.9</u>	2.8	3.1	<u>3.4</u>	00:29.9	48	07:22.5	13	07:52.4	13	08:37.2	69	●④③●①	1	P	2	
0	14.4	2.2	2.1	2.3	2.4	00:25.1	38	08:43.4	78	09:08.5	73	09:15.3	44	⑤④③②①	2	S	17	
2						00:55.0	46	16:05.9	59	17:00.9	57	17:07.7	35					+ 22 sec/Penalty
64 SIMA Michal SVK																		
3	14.6	2.7	<u>2.4</u>	<u>2.6</u>	<u>2.7</u>	00:27.9	26	07:48.9	91	08:16.8	81	09:28.0	105	①②●●●	1	P	13	
1	12.9	2.2	<u>2.2</u>	2.0	2.7	00:24.3	30	09:37.2	105	10:01.5	105	10:31.9	96	①②●④⑤	2	S	21	
4						00:52.2	26	17:26.1	104	18:18.3	102	18:48.7	97					+ 22 sec/Penalty
65 GARANICHEV Evgeniy RUS																		
0	12.5	2.5	2.2	2.2	2.2	00:25.2	5	07:37.6	54	08:02.8	34	08:03.6	17	⑤④③②①	1	P	2	
0	10.7	2.3	2.7	6.3	2.5	00:26.6	61	07:59.7	16	08:26.2	15	08:32.6	5	⑤④③②①	2	S	16	
0						00:51.7	22	15:37.3	23	16:29.0	21	16:35.4	10					+ 22 sec/Penalty
66 HASILLA Tomas SVK																		
0	14.0	2.9	2.2	2.1	2.2	00:26.4	10	07:42.6	69	08:09.0	54	08:14.6	30	①②③④⑤	1	P	14	
0	14.3	2.3	2.1	2.2	2.1	00:25.5	45	08:25.1	48	08:50.6	47	08:58.2	25	①②③④⑤	2	S	19	
0						00:51.8	23	16:07.7	60	16:59.6	55	17:07.2	34					+ 22 sec/Penalty
67 DOVZAN Miha SLO																		
2	<u>14.1</u>	3.8	<u>3.3</u>	4.3	2.5	00:31.0	70	07:45.4	79	08:16.5	80	09:04.1	96	⑤④●②●	1	P	9	
1	10.5	3.2	2.1	<u>2.1</u>	2.2	00:22.1	12	09:13.2	99	09:35.3	95	10:04.5	90	⑤●③②①	2	S	18	
3						00:53.1	32	16:58.6	93	17:51.7	92	18:20.9	87					+ 22 sec/Penalty
68 USOV Mihail MDA																		
2	14.8	<u>3.2</u>	4.2	2.8	<u>3.4</u>	00:30.8	62	07:47.5	88	08:18.3	84	09:08.3	98	●④③●①	1	P	15	
2	<u>14.2</u>	4.6	2.3	<u>2.7</u>	5.0	00:30.9	89	09:12.9	97	09:43.8	100	10:36.2	99	⑤●③②●	2	S	21	
4						01:01.7	77	17:00.4	95	18:02.1	97	18:54.5	100					+ 22 sec/Penalty
69 DOLL Benedikt GER																		
1	12.1	4.2	<u>2.9</u>	3.0	3.3	00:28.7	38	07:28.3	25	07:57.0	23	08:19.4	42	⑤④●②①	1	P	1	
1	<u>12.6</u>	3.1	2.6	2.6	2.4	00:25.4	44	08:12.1	32	08:37.6	33	09:06.4	34	⑤④③②●	2	S	17	
2						00:54.1	41	15:40.4	26	16:34.6	24	17:03.4	28					+ 22 sec/Penalty

P	1S	2S	3S	4S	5S	ShTm	Rk	RunTm	Rk	RoundTm	Rk	RndTm+P	Rk	Sht. img.	L	M	La	Remark
70 RASTIC Damir SRB																		
0	18.0	6.2	5.2	3.2	3.0	00:37.8	100	07:44.8	78	08:22.6	91	08:27.4	55	①②③④⑤	1	P	12	
1	23.9	5.8	<u>5.6</u>	4.8	5.0	00:47.9	108	08:25.9	51	09:13.8	80	09:43.0	70	①②●④⑤	2	S	18	
1						01:25.7	108	16:10.7	66	17:36.4	84	18:05.6	77					+ 22 sec/Penalty
71 DOMBROVSKI Karol LTU																		
0	17.3	2.9	2.6	2.5	2.4	00:30.8	63	07:39.9	63	08:10.7	63	08:16.3	34	⑤④③②①	1	P	14	
0	16.9	6.9	4.6	3.7	3.1	00:37.2	104	08:28.4	55	09:05.6	70	09:14.0	43	⑤④③②①	2	S	21	
0						01:08.0	97	16:08.3	61	17:16.3	71	17:24.7	47					+ 22 sec/Penalty
72 MUKHIN Alexandr KAZ																		
1	<u>14.7</u>	3.5	2.4	3.4	2.7	00:29.3	44	07:44.3	77	08:13.7	72	08:40.1	76	●②③④⑤	1	P	11	
1	12.2	2.1	2.6	<u>2.4</u>	2.3	00:23.4	18	08:39.2	74	09:02.6	69	09:33.0	64	①②③●⑤	2	S	21	
2						00:52.7	30	16:23.5	76	17:16.2	69	17:46.6	64					+ 22 sec/Penalty
73 BIONAZ Didier ITA																		
1	<u>16.4</u>	2.2	2.9	3.0	2.8	00:30.7	58	07:36.0	49	08:06.7	48	08:31.1	64	●②③④⑤	1	P	6	
1	13.2	2.1	2.3	<u>1.9</u>	8.0	00:29.2	82	08:25.4	50	08:54.6	54	09:23.4	55	⑤●③②①	2	S	17	
2						00:59.9	70	16:01.5	53	17:01.3	59	17:30.1	54					+ 22 sec/Penalty
74 BOE Tarjei NOR																		
0	14.1	2.8	2.8	2.8	2.4	00:28.4	36	07:17.6	5	07:46.0	5	07:47.6	3	①②③④⑤	1	P	4	
2	16.4	7.8	3.2	<u>3.0</u>	<u>3.7</u>	00:36.2	103	07:42.6	3	08:18.9	7	09:09.3	38	●●③②①	2	S	16	
2						01:04.6	88	15:00.3	3	16:04.9	4	16:55.3	23					+ 22 sec/Penalty
75 SZCZUREK Lukasz POL																		
3	<u>15.8</u>	2.4	<u>2.3</u>	2.3	<u>2.4</u>	00:28.1	29	07:53.5	95	08:21.5	90	09:33.5	106	●②●④●	1	P	15	
1	<u>17.2</u>	2.3	2.2	2.0	2.0	00:28.0	72	10:03.0	106	10:31.0	107	11:01.0	104	●②③④⑤	2	S	20	
4						00:56.1	56	17:56.5	106	18:52.6	106	19:22.6	104					+ 22 sec/Penalty
76 SEPPALA Tero FIN																		
0	15.9	2.5	2.3	2.2	2.5	00:28.1	31	07:35.9	48	08:04.0	39	08:06.8	20	①②③④⑤	1	P	7	
1	14.0	2.2	2.3	2.2	<u>2.3</u>	00:25.1	39	08:07.2	26	08:32.3	27	09:00.7	29	●④③②①	2	S	16	
1						00:53.2	33	15:43.1	27	16:36.3	26	17:04.7	32					+ 22 sec/Penalty
77 ANGELIS Apostolos GRE																		
2	20.7	2.7	<u>2.2</u>	2.3	<u>2.9</u>	00:34.6	90	07:36.8	51	08:11.5	66	08:59.1	91	①②●④●	1	P	9	
2	11.8	2.4	2.1	<u>5.6</u>	<u>2.9</u>	00:28.0	71	09:00.7	93	09:28.7	93	10:20.3	94	①②③●●	2	S	19	
4						01:02.6	81	16:37.5	84	17:40.1	86	18:31.7	91					+ 22 sec/Penalty
78 DOHERTY Sean USA																		
1	17.9	3.2	<u>2.8</u>	2.8	3.1	00:31.7	78	07:32.5	37	08:04.2	40	08:30.6	62	⑤④●②①	1	P	11	
1	13.6	2.3	2.0	1.7	<u>1.9</u>	00:23.8	23	08:30.3	61	08:54.1	51	09:22.9	53	●④③②①	2	S	17	
2						00:55.5	52	16:02.8	54	16:58.3	53	17:27.1	50					+ 22 sec/Penalty
79 LEITNER Felix AUT																		
2	<u>17.9</u>	5.5	<u>4.4</u>	7.4	4.6	00:43.1	106	07:39.6	62	08:22.7	92	09:09.5	100	●②●④⑤	1	P	7	
0	13.6	2.8	3.0	3.0	2.8	00:27.6	66	08:58.0	91	09:25.6	89	09:32.4	63	⑤④③②①	2	S	17	
2						01:10.7	102	16:37.6	85	17:48.3	90	17:55.1	69					+ 22 sec/Penalty
80 MISE Edgars LAT																		
1	18.8	4.7	<u>3.0</u>	4.1	2.7	00:36.1	96	08:04.1	103	08:40.2	106	09:07.4	97	①②●④⑤	1	P	13	
0	15.3	5.1	2.5	2.5	2.4	00:29.6	85	09:12.3	96	09:41.9	98	09:49.9	76	⑤④③②①	2	S	20	
1						01:05.8	94	17:16.4	102	18:22.1	104	18:30.1	90					+ 22 sec/Penalty
81 REES Roman GER																		
1	<u>15.8</u>	3.6	3.6	2.7	2.4	00:31.2	73	07:38.0	57	08:09.1	56	08:31.9	65	●②③④⑤	1	P	2	
1	12.0	2.5	2.1	<u>2.4</u>	2.4	00:24.0	27	08:32.0	65	08:56.0	60	09:25.2	58	⑤●③②①	2	S	18	
2						00:55.2	48	16:10.0	65	17:05.1	63	17:34.3	58					+ 22 sec/Penalty
82 WINDISCH Dominik ITA																		
1	18.8	3.8	3.5	3.3	<u>3.4</u>	00:35.6	94	07:29.1	28	08:04.7	43	08:29.1	58	①②③④●	1	P	6	
2	<u>14.6</u>	3.8	<u>2.8</u>	2.9	2.9	00:29.1	81	08:17.7	38	08:46.8	43	09:37.2	65	⑤④●●②	2	S	16	
3						01:04.7	89	15:46.8	34	16:51.5	42	17:41.9	59					+ 22 sec/Penalty
83 FOMIN Maksim LTU																		
0	16.0	2.6	2.1	2.2	2.3	00:27.2	21	08:07.1	107	08:34.3	101	08:40.3	77	⑤④③②①	1	P	15	
2	17.5	<u>2.8</u>	<u>3.6</u>	2.7	3.0	00:31.4	91	08:38.0	73	09:09.4	76	09:59.8	87	⑤④●●①	2	S	16	
2						00:58.6	66	16:45.1	92	17:43.7	88	18:34.1	94					+ 22 sec/Penalty


P	1S	2S	3S	4S	5S	ShTm	Rk	RunTm	Rk	RoundTm	Rk	RndTm+P	Rk	Sht. img.	L	M	La	Remark
84 NELIN Jesper SWE																		
0	15.7	3.1	3.4	2.8	2.8	00:30.9	65	07:20.3	7	07:51.2	11	07:53.2	6	①②③④⑤	1	P	5	
2	13.9	<u>2.9</u>	2.8	1.9	<u>2.2</u>	00:26.1	54	07:52.1	5	08:18.3	5	09:09.1	37	●④③●①	2	S	17	
2						00:57.0	59	15:12.5	5	16:09.5	6	17:00.3	26					+ 22 sec/Penalty
85 MAGAZEEV Pavel MDA																		
2	<u>16.6</u>	5.0	3.2	<u>3.1</u>	5.7	00:36.2	97	07:47.4	86	08:23.6	95	09:10.8	101	⑤●③②●	1	P	8	
0	14.3	3.1	3.2	3.0	3.2	00:29.3	83	08:52.1	85	09:21.4	87	09:29.0	61	①②③④⑤	2	S	19	
2						01:05.6	92	16:39.4	86	17:45.0	89	17:52.6	67					+ 22 sec/Penalty
86 LAZOUSKI Dzmitry BLR																		
3	<u>23.4</u>	<u>2.7</u>	6.2	2.4	<u>3.7</u>	00:41.3	105	07:35.7	46	08:17.0	83	09:26.6	104	●④③●●	1	P	9	
0	17.5	2.9	2.1	2.1	2.0	00:28.3	74	09:09.3	95	09:37.6	96	09:44.0	71	⑤④③②①	2	S	16	
3						01:09.6	99	16:45.0	91	17:54.5	93	18:00.9	73					+ 22 sec/Penalty
87 ILIEV Vladimir BUL																		
1	17.4	2.3	2.3	2.3	<u>2.5</u>	00:29.5	46	07:41.3	66	08:10.8	65	08:37.2	70	●④③②①	1	P	11	
1	15.0	<u>2.3</u>	2.0	2.0	1.9	00:25.6	47	08:55.1	89	09:20.8	84	09:50.0	77	⑤④③●①	2	S	18	
2						00:55.2	48	16:36.4	83	17:31.6	79	18:00.8	72					+ 22 sec/Penalty
88 OZAKI Kosuke JPN																		
0	17.5	2.7	2.8	2.5	2.6	00:31.1	71	07:54.8	99	08:25.9	98	08:27.5	56	①②③④⑤	1	P	4	
2	13.7	<u>2.6</u>	<u>2.1</u>	3.0	5.2	00:28.6	75	08:01.7	19	08:30.3	22	09:21.1	51	①●●④⑤	2	S	17	
2						00:59.7	69	15:56.5	45	16:56.2	49	17:47.0	65					+ 22 sec/Penalty
89 PITZER Lucas AUT																		
0	17.1	2.9	2.8	2.7	2.7	00:31.3	74	08:06.5	105	08:37.7	102	08:40.5	78	①②③④⑤	1	P	7	
1	15.6	4.1	4.3	<u>3.6</u>	2.6	00:32.4	96	08:54.3	88	09:26.7	91	09:55.9	82	⑤●③②①	2	S	18	
1						01:03.7	84	17:00.8	96	18:04.5	98	18:33.7	93					+ 22 sec/Penalty
90 BALOGA Matej SVK																		
0	18.0	3.8	2.9	2.1	2.1	00:32.0	80	07:46.5	82	08:18.5	85	08:22.9	45	⑤④③②①	1	P	11	
2	<u>15.8</u>	3.4	3.9	2.9	<u>3.0</u>	00:31.9	93	08:36.0	70	09:07.9	72	09:58.7	85	●④③②●	2	S	17	
2						01:03.9	86	16:22.5	75	17:26.4	76	18:17.2	84					+ 22 sec/Penalty
91 HIIDENSALO Olli FIN																		
1	<u>17.8</u>	3.2	2.4	2.3	2.5	00:31.0	67	07:41.9	68	08:12.9	70	08:38.9	73	⑤④③②●	1	P	10	
1	19.5	1.7	1.8	<u>4.0</u>	2.7	00:31.6	92	08:40.1	75	09:11.7	78	09:41.3	68	⑤●③②①	2	S	19	
2						01:02.6	80	16:22.0	74	17:24.6	75	17:54.2	68					+ 22 sec/Penalty
92 JAKIELA Tomasz POL																		
0	19.3	4.4	3.6	3.8	3.5	00:37.3	98	07:45.8	80	08:23.2	93	08:28.0	57	①②③④⑤	1	P	12	
2	<u>12.4</u>	<u>4.0</u>	3.8	3.1	2.4	00:28.0	69	08:29.3	58	08:57.3	62	09:50.1	78	●●③④⑤	2	S	22	
2						01:05.3	91	16:15.2	68	17:20.5	74	18:13.3	83					+ 22 sec/Penalty
93 DELDESH Dastan KAZ																		
0	19.4	2.9	3.1	3.2	3.4	00:34.7	92	08:06.2	104	08:40.9	107	08:46.5	83	⑤④③②①	1	P	14	
4	<u>17.6</u>	2.4	<u>2.3</u>	<u>2.5</u>	<u>6.4</u>	00:34.1	101	09:13.0	98	09:47.0	102	11:23.4	107	●②●●●	2	S	21	
4						01:08.8	98	17:19.1	103	18:27.9	105	20:04.3	108					+ 22 sec/Penalty
94 SAMUELSSON Sebastian SWE																		
0	13.9	3.0	2.7	2.6	2.6	00:28.1	30	07:21.9	10	07:50.0	8	07:52.0	5	①②③④⑤	1	P	5	
0	11.4	2.9	2.5	3.0	3.9	00:25.7	48	07:56.7	13	08:22.4	10	08:28.8	3	⑤④③②①	2	S	16	
0						00:53.8	40	15:18.6	10	16:12.4	8	16:18.8	4					+ 22 sec/Penalty
95 TKALENKO Ruslan UKR																		
0	14.8	2.5	2.5	2.3	2.4	00:26.7	16	07:52.5	94	08:19.2	86	08:24.4	49	⑤④③②①	1	P	13	
2	14.2	2.8	<u>2.7</u>	2.4	<u>2.9</u>	00:26.9	62	08:28.4	56	08:55.3	58	09:46.1	72	●④●②①	2	S	17	
2						00:53.6	38	16:20.9	72	17:14.5	67	18:05.3	76					+ 22 sec/Penalty
96 HORN Philipp GER																		
2	<u>16.7</u>	3.7	2.8	2.8	<u>2.9</u>	00:31.7	77	07:32.1	36	08:03.7	37	08:48.1	85	●②③④●	1	P	1	
2	13.7	<u>2.8</u>	2.2	2.5	<u>2.4</u>	00:25.9	50	08:42.8	77	09:08.7	74	10:00.7	89	①●③④●	2	S	20	
4						00:57.5	63	16:14.9	67	17:12.4	64	18:04.4	75					+ 22 sec/Penalty
97 HARTWEG Niklas SUI																		
0	15.0	2.4	2.6	2.1	2.3	00:27.4	24	07:46.9	85	08:14.3	74	08:19.1	41	①②③④⑤	1	P	12	
2	12.0	2.6	2.5	<u>2.4</u>	<u>2.5</u>	00:24.0	26	08:34.3	69	08:58.2	64	09:49.4	75	●●③②①	2	S	18	
2						00:51.3	17	16:21.2	73	17:12.5	65	18:03.7	74					+ 22 sec/Penalty

P	1S	2S	3S	4S	5S	ShTm	Rk	RunTm	Rk	RoundTm	Rk	RndTm+P	Rk	Sht. img.	L	M	La	Remark
98 SCHOMMER Paul USA																		
1	19.8	2.6	2.5	<u>2.6</u>	2.4	00:33.1	83	07:43.8	75	08:16.8	82	08:42.8	80	⑤●③②①	1	P	10	
4	<u>13.9</u>	<u>2.6</u>	2.1	<u>2.1</u>	<u>4.3</u>	00:27.8	68	08:48.9	81	09:16.7	81	10:51.1	101	●●③●●	2	S	16	
5						01:00.9	75	16:32.7	81	17:33.6	81	19:08.0	101					+ 22 sec/Penalty
99 PANCERZ Przemyslaw POL																		
0	23.2	2.9	2.8	2.9	3.4	00:38.0	102	08:06.8	106	08:44.8	108	08:48.4	86	①②③④⑤	1	P	9	
4	<u>17.5</u>	3.1	<u>2.2</u>	<u>2.3</u>	<u>3.7</u>	00:32.2	95	08:56.0	90	09:28.2	92	11:05.0	106	●②●●●	2	S	22	
4						01:10.2	100	17:02.8	97	18:13.0	101	19:49.8	106					+ 22 sec/Penalty
100 PONSILUOMA Martin SWE																		
1	12.9	4.0	<u>3.2</u>	3.6	2.8	00:29.4	45	07:21.6	9	07:51.0	10	08:15.0	32	⑤④●②①	1	P	5	
0	10.9	2.1	1.9	2.0	2.1	00:20.8	2	08:13.3	33	08:34.1	30	08:41.3	13	⑤④③②①	2	S	18	
1						00:50.2	13	15:34.9	22	16:25.1	17	16:32.3	9					+ 22 sec/Penalty
101 PATRIJUKS Aleksandrs LAT																		
2	<u>17.0</u>	1.9	1.9	1.5	<u>2.2</u>	00:27.2	22	07:56.3	101	08:23.5	94	09:12.3	102	●④③②●	1	P	12	
3	13.9	2.4	<u>1.9</u>	<u>2.2</u>	<u>2.1</u>	00:25.3	42	09:18.6	101	09:43.9	101	10:57.5	102	●●●②①	2	S	19	
5						00:52.5	28	17:14.9	101	18:07.3	100	19:20.9	103					+ 22 sec/Penalty
102 SIIMER Kristo EST																		
1	19.2	3.2	3.3	3.2	<u>3.6</u>	00:35.4	93	07:54.4	98	08:29.8	100	08:57.4	89	●④③②①	1	P	14	
1	13.4	<u>2.4</u>	2.3	2.7	2.1	00:25.1	41	09:04.5	94	09:29.6	94	09:59.6	86	⑤④③●①	2	S	20	
2						01:00.5	73	16:58.9	94	17:59.4	95	18:29.4	89					+ 22 sec/Penalty
103 HARJULA Tuomas FIN																		
1	14.9	2.9	<u>2.8</u>	2.3	2.5	00:28.0	28	07:28.2	23	07:56.3	21	08:21.9	44	①②●④⑤	1	P	9	
1	<u>13.8</u>	3.4	2.8	2.8	2.6	00:27.3	63	08:27.7	53	08:54.9	55	09:23.3	54	●②③④⑤	2	S	16	
2						00:55.3	50	15:55.9	44	16:51.2	41	17:19.6	43					+ 22 sec/Penalty
104 LAHAYE-GOFFART Tom BEL																		
2	14.0	<u>2.7</u>	2.7	<u>2.6</u>	3.6	00:28.8	41	07:51.0	93	08:19.9	88	09:09.5	99	⑤●③●①	1	P	14	
1	<u>13.5</u>	3.3	2.7	2.2	2.2	00:26.2	56	09:15.6	100	09:41.8	97	10:13.4	92	⑤④③②●	2	S	24	
3						00:55.0	47	17:06.6	98	18:01.6	96	18:33.2	92					+ 22 sec/Penalty
105 MILLAR Aidan CAN																		
1	16.0	<u>1.8</u>	3.0	2.2	2.2	00:28.0	27	07:42.6	70	08:10.6	62	08:38.6	72	⑤④③●①	1	P	15	
2	<u>10.9</u>	1.8	<u>1.5</u>	2.7	2.3	00:21.0	5	08:45.5	80	09:06.5	71	09:56.9	83	⑤④●②●	2	S	16	
3						00:49.0	10	16:28.1	79	17:17.1	72	18:07.5	79					+ 22 sec/Penalty
106 OSKIN Anatoly ROU																		
3	<u>15.7</u>	3.4	2.0	<u>1.8</u>	<u>2.3</u>	00:28.4	35	08:11.6	108	08:39.9	105	09:51.9	107	●②③●●	1	P	15	
1	11.5	1.9	1.8	<u>1.7</u>	3.5	00:23.2	17	10:07.4	107	10:30.6	106	10:59.4	103	①②③●⑤	2	S	17	
4						00:51.6	21	18:19.0	108	19:10.5	107	19:39.3	105					+ 22 sec/Penalty
107 STVRTECKY Jakub CZE																		
1	24.7	2.5	<u>2.5</u>	1.8	2.0	00:35.8	95	07:28.5	27	08:04.3	41	08:30.3	61	①②●④⑤	1	P	10	
4	<u>11.8</u>	<u>3.0</u>	<u>1.8</u>	7.0	<u>3.0</u>	00:29.0	80	08:30.0	60	08:59.0	66	10:33.8	98	●④●●●	2	S	17	
5						01:04.9	90	15:58.5	50	17:03.4	60	18:38.2	95					+ 22 sec/Penalty
108 KHALILI Said Karimulla RUS																		
0	16.1	3.1	2.8	3.0	3.1	00:31.0	66	07:39.6	61	08:10.5	61	08:11.3	26	①②③④⑤	1	P	2	
1	<u>12.6</u>	2.2	2.5	2.4	1.9	00:23.5	19	08:25.1	47	08:48.5	44	09:17.7	46	●②③④⑤	2	S	18	
1						00:54.4	43	16:04.6	56	16:59.0	54	17:28.2	52					+ 22 sec/Penalty

Total shots recorded: 1,080, total missed shots: 216 = 20%

Standing shots recorded: 540, standing missed shots: 125 = 23.148%

Prone shots recorded: 540, prone missed shots: 91 = 16.852%



Competition Time Scale

Software by
TAURUS-SOFT Systemtechnik
D 83620 Feldkirchen

HoRa Systemtechnik GmbH
Chiemseestrasse 26 D83093 Bad Endorf
Tel +49 (0)8053 49043
Fax +49 (0)8053 49053
e-mail: info@hora2000.de
http://www.hora2000.de


Hochfilzen 2 Sprint men 10 km Dec 17, 2020

Page 1

1	39 LAEGREID Sturla Holm	NOR	07:15.1	26.8/0	07:30.3	21.0/0
2	41 DALE Johannes	NOR	07:10.6	34.3/0	07:36.8	30.3/0
3	44 BOE Johannes Thingnes	NOR	07:04.1	30.2/2	08:10.2	21.2/0
4	94 SAMUELSSON Sebastian	SWE	07:21.9	28.1/0	07:56.7	25.7/0
5	42 PIDRUCHNYI Dmytro	UKR	07:21.9	27.1/0	08:01.1	24.8/0
6	56 CHRISTIANSEN Vetle Sjaastad	NOR	07:15.1	29.1/1	08:02.1	32.4/0
7	23 JACQUELIN Emilien	FRA	07:20.9	27.3/0	07:42.9	26.1/1
8	21 FILLON MAILLET Quentin	FRA	07:26.3	28.3/1	08:04.9	22.6/0
9	100 PONSILUOMA Martin	SWE	07:21.6	29.4/1	08:13.3	20.8/0
10	65 GARANICHEV Evgeniy	RUS	07:37.6	25.2/0	07:59.7	26.6/0
11	3 CLAUDE Fabien	FRA	07:24.0	29.9/0	07:53.0	23.7/1
12	27 FAK Jakov	SLO	07:28.2	26.2/0	07:54.3	26.3/1
13	11 EBERHARD Julian	AUT	07:25.9	30.8/0	07:52.2	26.4/1
14	60 MORAVEC Ondrej	CZE	07:33.1	26.6/0	08:14.9	23.6/0
15	7 EDER Simon	AUT	07:44.0	24.8/0	08:10.3	21.0/0
16	49 DUDCHENKO Anton	UKR	07:35.0	34.0/0	08:04.7	25.9/0
17	5 WEGER Benjamin	SUI	07:23.2	31.0/0	08:01.5	24.6/1
18	51 KOMATZ David	AUT	07:36.9	31.9/0	08:07.7	26.1/0
19	53 PEIFFER Arnd	GER	07:29.9	31.1/1	08:18.6	24.5/0
20	32 BABIKOV Anton	RUS	07:37.8	22.8/0	08:16.0	27.5/0
21	9 HOFER Lukas	ITA	07:26.0	30.3/0	07:55.4	32.4/1
22	6 BOCHARNIKOV Sergey	BLR	07:24.7	26.8/1	08:28.5	26.0/0
23	74 BOE Tarjei	NOR	07:17.6	28.4/0	07:42.6	36.2/2
24	29 DESTHIEUX Simon	FRA	07:36.3	30.5/0	07:53.8	25.8/1
25	18 LOGINOV Alexander	RUS	07:23.0	30.1/1	08:09.2	24.2/1
26	84 NELIN Jesper	SWE	07:20.3	30.9/0	07:52.1	26.1/2
27	36 FEMLING Peppe	SWE	07:39.4	26.2/0	08:05.9	21.0/1
28	69 DOLL Benedikt	GER	07:28.3	28.7/1	08:12.1	25.4/1
29	48 KRČMAR Michal	CZE	07:32.0	28.1/1	08:31.6	24.2/0
30	43 VARABEI Maksim	BLR	07:21.9	43.2/1	08:21.7	30.1/0
31	33 LEMMERER Harald	AUT	07:30.8	34.3/0	07:57.3	32.9/1
32	76 SEPPALA Tero	FIN	07:35.9	28.1/0	08:07.2	25.1/1
33	4 NORDGREN Leif	USA	07:43.4	30.5/0	08:17.3	28.9/0
34	66 HASILLA Tomas	SVK	07:42.6	26.4/0	08:25.1	25.5/0
35	63 LATYPOV Eduard	RUS	07:22.5	29.9/2	08:43.4	25.1/0
36	10 ANDERSEN Aleksander Fjeld	NOR	07:30.6	26.4/0	07:57.9	25.1/2
37	15 SMOLSKI Anton	BLR	07:28.2	30.6/1	08:18.3	24.7/1
38	12 GOW Christian	CAN	07:40.9	29.9/0	08:04.1	27.4/1
39	8 ERIMITS Kalev	EST	07:37.1	32.5/1	08:32.6	22.5/0
40	17 BAUER Klemen	SLO	07:41.8	26.5/0	08:11.8	25.4/1
41	13 ELISEEV Matvey	RUS	07:35.2	28.6/1	08:20.3	21.4/1
42	46 LESSER Erik	GER	07:32.8	30.1/0	07:56.4	28.8/2
43	103 HARJULA Tuomas	FIN	07:28.2	28.0/1	08:27.7	27.3/1
44	19 STROLIA Vytautas	LTU	07:43.6	28.8/1	08:36.9	24.7/0
45	34 PRYMA Artem	UKR	07:34.9	23.7/1	08:30.7	23.6/1
46	45 LANGER Thierry	BEL	07:28.3	28.8/1	08:32.8	24.8/1
47	71 DOMBROVSKI Karol	LTU	07:39.9	30.8/0	08:28.4	37.2/0

48	14 ZEMLICKA Milan	CZE	07:39.5	26.7/1	08:50.6	22.0/0
49	24 GUIGONNAT Antonin	FRA	07:37.8	37.8/1	08:18.0	23.9/1
50	78 DOHERTY Sean	USA	07:32.5	31.7/1	08:30.3	23.8/1
51	58 YALIoTNAU Raman	BLR	07:34.3	34.4/1	08:22.7	26.4/1
52	108 KHALILI Said Karimulla	RUS	07:39.6	31.0/0	08:25.1	23.5/1
53	40 VACLAVIK Adam	CZE	07:30.3	34.4/1	08:26.9	29.4/1
54	73 BIONAZ Didier	ITA	07:36.0	30.7/1	08:25.4	29.2/1
55	30 BORMOLINI Thomas	ITA	07:40.9	31.3/0	08:03.5	24.5/2
56	25 TRSAN Rok	SLO	07:47.5	26.9/1	08:28.0	21.2/1
57	37 FINELLO Jeremy	SUI	07:19.7	30.8/1	08:20.3	31.2/2
58	81 REES Roman	GER	07:38.0	31.2/1	08:32.0	24.0/1
59	82 WINDISCH Dominik	ITA	07:29.1	35.6/1	08:17.7	29.1/2
60	62 RUNNALLS Adam	CAN	07:46.7	26.1/0	08:19.2	21.1/2
61	1 RASTORGUJEVS Andrejs	LAT	07:25.1	30.3/1	08:30.7	27.7/2
62	31 KUEHN Johannes	GER	07:30.8	32.6/0	07:54.7	33.1/3
63	57 RAENKEL Raido	EST	07:42.7	41.1/0	08:14.3	38.1/1
64	72 MUKHIN Alexandr	KAZ	07:44.3	29.3/1	08:39.2	23.4/1
65	88 OZAKI Kosuke	JPN	07:54.8	31.1/0	08:01.7	28.6/2
66	52 BUTA George	ROU	07:53.7	31.4/1	08:49.4	28.8/0
67	85 MAGAZEEV Pavel	MDA	07:47.4	36.2/2	08:52.1	29.3/0
68	91 HIIDENSALO Olli	FIN	07:41.9	31.0/1	08:40.1	31.6/1
69	79 LEITNER Felix	AUT	07:39.6	43.1/2	08:58.0	27.6/0
70	61 STALDER Sebastian	SUI	07:31.8	25.8/0	08:25.4	19.9/3
71	38 BROWN Jake	USA	07:35.2	34.7/2	08:45.5	35.5/1
72	87 ILIEV Vladimir	BUL	07:41.3	29.5/1	08:55.1	25.6/1
73	86 LAZOUSKI Dzmitry	BLR	07:35.7	41.3/3	09:09.3	28.3/0
74	97 HARTWEG Niklas	SUI	07:46.9	27.4/0	08:34.3	24.0/2
75	96 HORN Philipp	GER	07:32.1	31.7/2	08:42.8	25.9/2
76	95 TKALENKO Ruslan	UKR	07:52.5	26.7/0	08:28.4	26.9/2
77	70 RASTIC Damir	SRB	07:44.8	37.8/0	08:25.9	47.9/1
78	16 GERDZHIKOV Dimitar	BUL	07:48.7	26.6/2	08:52.9	28.1/1
79	105 MILLAR Aidan	CAN	07:42.6	28.0/1	08:45.5	21.0/2
80	20 CLAUDE Florent	BEL	07:35.8	37.7/1	08:33.2	28.8/2
81	28 SINAPOV Anton	BUL	07:49.1	30.7/1	08:53.3	26.5/1
82	22 GUZIK Grzegorz	POL	07:38.7	22.1/1	08:29.8	25.5/3
83	92 JAKIELA Tomasz	POL	07:45.8	37.3/0	08:29.3	28.0/2
84	90 BALOGA Matej	SVK	07:46.5	32.0/0	08:36.0	31.9/2
85	54 KOBONOKI Tsukasa	JPN	07:48.6	30.7/1	08:37.0	32.0/2
86	47 LOMBARDOT Oscar	FRA	07:53.5	46.4/1	08:40.9	29.7/1
87	67 DOVZAN Miha	SLO	07:45.4	31.0/2	09:13.2	22.1/1
88	59 STEFANSSON Malte	SWE	07:42.8	27.4/2	08:58.8	23.9/2
89	102 SIIMER Kristo	EST	07:54.4	35.4/1	09:04.5	25.1/1
90	80 MISE Edgars	LAT	08:04.1	36.1/1	09:12.3	29.6/0
91	77 ANGELIS Apostolos	GRE	07:36.8	34.6/2	09:00.7	28.0/2
92	104 LAHAYE-GOFFART Tom	BEL	07:51.0	28.8/2	09:15.6	26.2/1
93	89 PITZER Lucas	AUT	08:06.5	31.3/0	08:54.3	32.4/1
94	83 FOMIN Maksim	LTU	08:07.1	27.2/0	08:38.0	31.4/2

95	107 STVRTECKY Jakub	CZE	07:28.5	35.8/1	08:30.0	29.0/4
96	50 CRNKOVIC Kresimir	CRO	07:35.3	33.9/2	08:48.9	37.2/3
97	64 SIMA Michal	SVK	07:48.9	27.9/3	09:37.2	24.3/1
98	2 TSYMBAL Bogdan	UKR	07:46.8	29.0/1	09:19.9	22.4/2
99	55 TODEV Blagoy	BUL	07:56.0	31.0/2	09:31.4	22.6/1
100	68 USOV Mihail	MDA	07:47.5	30.8/2	09:12.9	30.9/2
101	98 SCHOMMER Paul	USA	07:43.8	33.1/1	08:48.9	27.8/4
102	35 KAUKENAS Tomas	LTU	07:46.3	28.3/2	09:22.8	28.0/3
103	101 PATRIJUJKS Aleksandrs	LAT	07:56.3	27.2/2	09:18.6	25.3/3
104	75 SZCZUREK Lukasz	POL	07:53.5	28.1/3	10:03.0	28.0/1
105	106 OSKIN Anatoly	ROU	08:11.6	28.4/3	10:07.4	23.2/1
106	99 PANCERZ Przemyslaw	POL	08:06.8	38.0/0	08:56.0	32.2/4
107	26 GOW Scott	CAN	07:59.6	38.7/5	10:19.2	38.1/1
108	93 DELDESH Dastan	KAZ	08:06.2	34.7/0	09:13.0	34.1/4



**Competition
Target Usage**

Software by
TAURUS-SOFT Systemtechnik
D 83620 Feldkirchen

HoRa Systemtechnik GmbH

Chiemseestrasse 26 D83093 Bad Endorf

Tel +49 (0)8053 49043

Fax +49 (0)8053 49053

e-mail: info@hora2000.de

http://www.hora2000.de

